



Fort Wayne Komet Hockey Club

2015



**MEDIA GUIDE
& RECORD BOOK**





FORT WAYNE KOMETS

EST. 1952

OFFICIAL GUIDE AND RECORD BOOK 2015

Fort Wayne Komet Hockey Club
1010 Memorial Way
Fort Wayne, Indiana 46805
www.Komets.com

TABLE OF CONTENTS	Page
Directory, Fort Wayne Komets	3
Affiliations announcement	4
Affiliates Directory/Colorado Avalanche (NHL)	5
Affiliates Directory/San Antonio Rampage (AHL)	6
ECHL Directory/Mileage Chart	7
Welcome From ECHL Commissioner	8
Directory, Fort Wayne Area Media	9
Komet History	10
Komet History -- Birth Of Komet Hockey	11
Komet History -- What's In A Name	12
Komet History -- First Finals Berth	13
Komet History-- George's Charlie Ryan Story	14
Komet History -- 50-Goal Scorers	16
Komet History -- Tribute	17
Komet History -- Billy Richardson/Beliveau's Stick	18
Bio, Stephen Franke	20
Bio, Michael Franke	21
Bio, David Franke	21
Bio, Scott Sproat	22
Bio, Chuck Bailey	22
Bio, Bob Chase	23
Bio, Gary Graham	24
Bio, KonstantinShafranov	25
2015-16 Early Season Roster	26
Bios, 2015-16 Players	27-35
2014-15 Season Review	36
2014-15 Final Standings	36
2014-15 Regular Season teamstats	37
2014-15 Game Summaries	38
2014-15 End-of-Season Team Player Awards	39



All Time Records -- REGULAR SEASON	40
Season-By-Season Records	40
Home and Road Records	41
Head Coaching Records, Season-By-Season	42
Opening Game Records, Season Openers	43
Opening Game Records, Home Openers	44
Thanksgiving Day Games	45
New Year's Eve Games	46
Team-Vs-Team, Active Teams Records	47
Regular Season Championships	47
Playoff Championships	47
Attendance records, regular season, playoffs	47
Top 10 Longest Overtime Games	47
Most Home Wins in a Season	47
Komets 0-0 Games (after regulation time)	47
Top Point Leaders	48
50-Goal Scorers	48
Goaltender Best Goals-Against Averages	48
100+ Point Seasons, Individuals	48
Most Career Games Played	48
Komets TEAM Regular Season Records	49
Komets PLAYER Regular Season Records	50
Komets GOALTENDER Reg Season Records	50
All Time Records -- PLAYOFFS	51
Komets TEAM Playoff Records	51
Komets PLAYER Playoff Records	51
Komets GOALTENDER Playoff Records	52
Top 10 Playoff Scoring Leaders	52
Game 7's, Komets All Time Record	52
Playoff History -- GAME-BY-GAME	53-67
Komets Playoff Totals	68
Honors, Awards	69-72
Names On The Cups	72
Komet Hall Of Fame	73
Retired Numbers (Numbers and player bios)	74-78
Komets Jersey Auctions	79
2015-16 Komets Schedule	80

2015 Fort Wayne Komets Official Guide & Record Book

Editor: Chuck Bailey

Special thanks to Blake Sebring, Don Tanner, George Drysdale, Norm Waslawski, Len Thornson.

Cover photo by Jeff Nycz.

All rights reserved, 2015. Fort Wayne Komet Hockey Club, member ECHL.

The use of any part of this publication in any form or by any means-
electronic, mechanical, photocopying, recording or otherwise - without the
express written consent of the Fort Wayne Komet Hockey Club is prohibited.

ACCURACY REMAINS TOP PRIORITY OF THE FORT WAYNE KOMET HOCKEY CLUB.

The Fort Wayne Komet Hockey Club appreciates comments and clarification from all users. Please direct these to Chuck Bailey, Director of Communications, Fort Wayne Komets, 1010 Memorial Way, Fort Wayne, Indiana, 46805, 260-483-0011, komets@komets.com.



FORT WAYNE KOMET HOCKEY CLUB DIRECTORY

1010 Memorial Way, Suite 100, Fort Wayne, Indiana 46805
 Tel: 260-483-0011 • Fax: 260-483-3899 • PR Fax: 260-483-6307
 Email: komets@komets.com • PR Email: chuck@komets.com • www.komets.com
 twitter: @FWKometts • Facebook.com/FWKometts

Business Operations

Stephen Franke	Chief Executive Officer
Michael Franke	Governor/President
David Franke	Vice President, General Manager
Scott Sproat	Executive Vice President, Sales and Marketing (scott@komets.com)
Chuck Bailey	Director of Communications/Account Executive (chuck@komets.com)
Eugene Evans	Chief Financial Officer
Nancy Halaburda	Business Manager
Tammy Steinforth	Corporate Secretary/Group Sales (tammy@komets.com)
Jody Grantham	Secretary/Group Sales (jody@komets.com)
Josh Testin	Director of Sales & Marketing (josh@komets.com)
Aubrey Bryan	Director of Community Relations/Client Services (aubrey@komets.com)
Mitch Meinholz	Ticket Sales Adviso
Rick Bireley	Merchandise Manager (rick@komets.com)

Hockey Operations

Gary Graham	Head Coach
Konstantin Shafranov	Assistant Coach
Zachary Creighton	Athletic Trainer, ATC
Joe Franke	Equipment Manager
Aaron Franke	Equipment Manager
Ed Kos	Team Attorney
Win Rood	Supervisor of Off-Ice Officials
Shane Albahrani	Videographer
Otto Boschet	Videographer (backup)
Larry Schmitt	PA Announcer

Affiliations

NHL- Colorado Avalanche
 AHL- San Antonio Rampage

Home Arena

Allen County War Memorial Coliseum
 260-482-9502
 4000 Parnell Avenue
 Fort Wayne, Indiana 46805
 Seating Capacity: 10,480
 Rink Dimensions: 85' X 200'
 Ticket Office Phone: 260-483-1111
 www.memorialcoliseum.com

Press Box Phones

PR: 260-480-3785
 Coliseum Main: 260-482-9502, ext 252
 Visitors Broadcast: 260-480-3789

Radio Stations

WOWO Radio AM 1190, FM 92.3 • 260-447-6397

Internet Gamecast

www.komets.com (KometCast)

Play-By-Play

Bob Chase

Team Colors

Orange, Black, White

Team Established

1952

Host Hotel

The Holiday Inn/IPFW-Coliseum
 4111 Paul Shaffer Drive
 Fort Wayne, Indiana 46805
 Contact: Shontell Pritts
 310.sports.sales@focushotels.com
 260-482-3800
 Fax: 260-579-9130

FORT WAYNE KOMETS AFFILIATIONS

Fort Wayne Komets press release
Tuesday, July 27, 2015

Komets, Colorado agree on new two-year affiliation Partnership covers 2015-16 and 2016-17

Fort Wayne, IN— The Fort Wayne Komets and Colorado Avalanche announced Tuesday that they have renewed their affiliation with a new two-year agreement for the 2015-16 and 2016-17 seasons.

The Komets and the San Antonio Rampage of the American Hockey League will serve as affiliates of the Avalanche. This season will mark the second consecutive season the NHL's Avalanche has been affiliated with the ECHL's Fort Wayne Komets.

"The Komet organization is honored and very excited about our new two-year affiliation with the Colorado Avalanche," Fort Wayne general manager David Franke said. "We had a very good agreement with them last year and they were at the top of our list this summer to continue the relationship. "Craig Billington, assistant general manager, and David Oliver, player development director, are great to work with and they understand the value of a good affiliation to both the Avalanche and their AHL affiliate, San Antonio, and the Komets.

"This two-year deal will allow all parties to better utilize their efforts on player personnel during the season and next summer. Head Coach Gary Graham will attend San Antonio's training camp to get a relationship built with the players coming to Fort Wayne."

Last year the Komets reached the 100-point plateau for the first time since 2009-10 (48-18-6, 102 points) under the direction of Coach Graham for a successful debut as an affiliate of Colorado.

2015-16 marks the 20th season since the Avalanche began play in Denver in the NHL. Colorado's home games are played at the Pepsi Center in downtown Denver. The Avalanche made their NHL debut winning the 1996 Stanley Cup Championship and claimed their second Stanley Cup title in 2001. Colorado's home games are held at the Pepsi Center in downtown Denver. The Avalanche will open the season hosting Minnesota Oct. 8. Colorado operates under the direction of team president Josh Kroenke, executive vice president/general manager Joe Sakic and head coach/vice president of hockey operations Patrick Roy.

The Rampage will be opening their 14th season in the AHL at the AT&T Center in San Antonio, Texas, when the puck drops on 2015-16. San Antonio captured the West Division title in the AHL's Western Conference while setting franchise records for wins, goals and points in a season.

FORT WAYNE KOMETS AFFILIATES DIRECTORY



Colorado Avalanche Hockey Club

Pepsi Center
 1000 Chopper Circle
 Denver, CO 80204
 303/405-1100
 F: 303/893-0614
 www.coloradoavalanche.com
 twitter: @Avalanche
 facebook.com/coloradoavalanche

Executive Staff

Owner E. Stanley Kroenke
 President & Governor Josh Kroenke
 Executive Vice President/General Manager/Alternate Governor Joe Sakic
 Senior Vice President of Business & Team Operations/Alternate Governor Greg Sherman
 Assistant General Manager Craig Billington
 Assistant General Manager Chris MacFarland
 Vice President of Hockey Administration Charlotte Grahame

Coaching Staff

Head Coach/Vice President of Hockey Operations Patrick Roy
 Assistant Coach Tim Army
 Assistant Coach Dave Farrish
 Goaltending Coach Francois Allaire
 Video Coordinator Brett Heimlich

Training Staff

Head Athletic Trainer Matthew Sokolowski
 Assistant Athletic Trainer/Physical Therapist Scott Woodward
 Head Equipment Manager Mark Miller
 Assistant Equipment Manager Cliff Halstead
 Assistant Equipment Manager Brad Lewkow
 Inventory Manager Wayne Flemming
 Strength & Conditioning Coach Casey Bond
 Massage Therapist Gregorio Pradera

Pro Scouting Staff

Director of Player Personnel Brad Smith
 Assistant Director of Player Personnel Garth Joy
 Pro Scout Dan Laperriere
 Pro Scout Terry Martin

Amateur Scouting Staff

Director of Amateur Scouting Alan Hepple
 Scout Anders Carlsson
 Scout Anton Edlund
 Scout Rick Lanz
 Scout Joni Lehto
 Scout Jerome Mesonero
 Scout Don Paarup
 Scout Norm Robert
 Scout Neil Shea

Player Development Staff

Director of Player Development David Oliver
 Development Consultant Brett Clark
 Development Consultant Adam Foote
 Development Consultant Brian Willisie

(Continued next page)

FORT WAYNE KOMETS AFFILIATES DIRECTORY

Colorado Avalanche Hockey Club (Continued)

Communications / Team Services / Website & Social Media Staff

Senior Vice President, Communications & Business Operations Jean Martineau
 Executive Director of Media Services Brendan McNicholas
 Team Services Manager Erin DeGraff
 Website/Media Relations Coordinator Ryan Boulding
 Website/Media Relations Coordinator Ron Knabenbauer

Team Information

Team Colors Burgundy, Silver, Blue and Black
 Team Founded 1979 Quebec Nordiques – Relocated to Colorado 1995
 Home Ice Pepsi Center (18,007)
 Practice Facility South Suburban Family Sports Center
 Minor League Affiliates San Antonio Rampage (AHL), Fort Wayne Komets (ECHL)
 Television Outlet Altitude Sports & Entertainment Network
 Radio Altitude Radio Network (flagship: TBD)



San Antonio Rampage Hockey Club (AHL affiliate)

One AT&T Center
 San Antonio, TX 78219
 (210) 444-5554
 www.sarampage.com

Chairman & CEO – Spurs Sports & Entertainment.....Peter M. Holt
 President - Spurs Sports & Entertainment.....Rick Pych
 Head Coach Dean Chynoweth
 Assistant Coach Randy Ladouceur
 Goaltending Coach Jean-Ian Filiatrault
 Video Coordinator Steven Petrovek
 Head Athletic Trainer Brent Woodside
 Head Equipment Manager Steven Passineau
 Communications Manager.....Danielle Berstein
 Senior Manager of Broadcast Operations.....Dan Weiss

(From the Colorado Avalanche Media Guide)

The Colorado Avalanche, in conjunction with the American Hockey League, announced on April 17, 2015 that the San Antonio Rampage will serve as the Avalanche’s AHL affiliate for the next five years beginning with the upcoming 2015-16 season. “We are pleased to announce this new affiliation with San Antonio,” said Avalanche Executive Vice President/General Manager Joe Sakic. “The Rampage organization has a great reputation and we look forward to our prospects developing in such an environment.”

The Lake Erie Monsters in Cleveland had served as Colorado’s AHL affiliate for the past eight seasons dating back to 2007-08. Prior to that, the Avs split an AHL affiliate with the Carolina Hurricanes for two years, spending the 2006-07 campaign in Albany, N.Y. (Albany River Rats) and 2005-06 in Lowell, Mass. (Lowell Lock Monsters). The Cornwall Aces (Cornwall, Ontario) served as the club’s primary affiliate during the Avalanche’s inaugural season of 1995-96, followed by 10 years with the Hershey Bears in Hershey, Pa. (1996-2005).

“We would like to thank Dan Gilbert and the entire Lake Erie Monsters and Cleveland Cavaliers staff for their hard work and relationship over the last eight seasons,” continued Sakic.

Now entering their 14th season, the Rampage are one of four professional sports franchises owned and operated by Spurs Sports & Entertainment, along with the San Antonio Spurs (NBA), San Antonio Stars (WNBA) and the Austin Spurs (NBA Development League). The Rampage play their games at the SS&E operated AT&T Center.

“We are excited to announce that the Colorado Avalanche will be our new NHL affiliate starting with the 2015-16 season,” said Spurs Sports & Entertainment President Rick Pych. “Under the leadership of two terrific Hockey Hall-of-Famers in Joe Sakic and [Head Coach/VP of Hockey Operations] Patrick Roy, the Avalanche are committed to developing the same type of great young hockey players that have led Colorado to two Stanley Cup championships.”

The Rampage, who won the AHL’s West Division title in 2014-15, annually rank as one of the AHL’s top teams in attendance, having placed among the top seven in the league for each of the last five seasons. The Avalanche will be San Antonio’s third NHL affiliate in the club’s 13-year history. The Rampage had been the top affiliate of the Florida Panthers from 2011-12 to 2014-15 and were also affiliated with the Panthers from 2002-05. San Antonio spent six years (2005-11) as the top affiliate of the Phoenix Coyotes.

ECHL DIRECTORY

2015-16 ECHL Mileage Chart

	ADK	AK	ALN	BRM	CIN	COL	ELM	EVN	FLA	FW	GRN	GWV	IDH	IND	KAL	MAN	MO	NOR	ORL	QC	RC	REA	SC	TOL	TUL	UTA	WHL	WIG
Adirondack	4400	1652	3993	4078	3911	3170	4264	3893	4926	3734	4275	4348	2367	3754	3756	4562	3541	4454	4713	3524	2972	4329	4517	3853	3890	2993	4096	3718
Alaska	1652	4400	3999	4078	3911	3170	4264	3893	4926	3734	4275	4348	2367	3754	3756	4562	3541	4454	4713	3524	2972	4329	4517	3853	3890	2993	4096	3718
Brampton	393	4078	1344	476	1478	238	667	1468	375	848	950	2179	490	351	575	968	861	1278	650	1419	398	953	271	1135	1884	366	1182	
Cincinnati	730	3911	923	476	1219	546	218	1054	199	417	476	1950	115	299	899	577	806	899	415	1198	530	614	203	752	1654	231	783	
Colorado	1808	3170	824	1478	1219	1629	1062	2040	1135	1547	1225	785	1131	1117	1990	658	1802	1882	831	347	1886	1744	1216	733	490	1407	561	
Elmira	234	4264	1473	238	546	1629	767	1330	537	732	857	2332	615	560	352	1067	473	1130	798	1567	218	814	419	1253	2040	334	1293	
Evansville	963	3893	726	667	218	1062	767	989	307	496	412	1790	176	385	1117	398	773	835	361	1119	747	693	419	558	1495	448	605	
Florida	1454	4926	1254	1468	1054	2040	1330	989	1249	702	615	2768	1130	1359	1508	1377	945	215	1375	2098	1204	583	1252	1341	2472	1159	1516	
Fort Wayne	690	3734	973	375	199	1135	537	307	1249	571	630	1837	120	115	873	597	744	1053	306	1075	582	767	106	763	1542	290	803	
Greenville	913	4275	945	848	417	1547	732	496	702	571	120	2269	529	891	988	884	424	529	829	1606	637	194	473	928	1655	371	1016	
Gwinnett	1029	4348	828	950	476	1225	857	412	615	630	120	2189	553	784	1104	800	540	461	798	1521	753	320	677	810	1894	655	932	
Idaho	2510	2367	1586	2179	1950	785	2332	1790	2768	1837	2269	2189	1812	1824	2692	1363	2527	2600	1533	968	2398	2470	1921	1495	345	2142	1324	
Indy	795	3754	851	490	115	1131	615	176	1130	120	529	553	1812	231	965	476	719	983	302	1095	600	726	214	642	1517	301	682	
Kalamazoo	690	3756	1016	351	299	1117	560	385	1359	115	691	784	1824	231	924	613	795	1183	292	1061	625	910	154	807	1528	354	824	
Manchester	154	4582	1786	575	899	1990	352	1117	1508	873	988	1104	2692	965	924	1434	803	1316	1161	1923	373	993	783	1602	2397	658	1641	
Missouri	1264	3541	473	968	577	658	1087	398	1377	597	884	800	1383	476	813	1434	924	613	795	1183	292	1061	625	910	154	807	1528	
Norfolk	550	4454	1357	661	606	1802	473	773	945	744	424	540	2527	719	795	603	1146	754	1021	1221	785	863	1026	391	581	1238	604	
Orlando	1263	4713	1099	1278	899	1882	1130	835	215	1053	529	461	2600	983	1183	1316	1223	754	1221	1944	1001	431	654	1308	2332	461	1354	
Quad City	979	3524	790	650	415	831	798	361	1375	306	829	798	1533	302	292	1161	367	1021	1221	785	863	1026	391	581	1238	604		
Rapid City	1740	2972	1059	1419	1198	347	1567	1119	2098	1075	1606	1521	968	1085	1061	1923	722	1794	1944	785	1832	1802	1160	872	573	1386		
Reading	298	4329	1432	398	530	1686	218	747	1204	582	637	753	2398	600	625	373	1069	301	1001	863	1632	686	483	1235	2102	301		
Rapid City	1740	2972	1059	1419	1198	347	1567	1119	2098	1075	1606	1521	968	1085	1061	1923	722	1794	1944	785	1832	1802	1160	872	573	1386		
South Carolina	940	4517	1089	953	614	1744	814	693	583	767	194	320	2470	726	910	993	1081	431	379	1026	1802	686	814	1072	2174	641		
Toledo	601	3853	1071	271	203	1216	419	419	1252	106	473	677	1921	214	154	783	696	854	1100	391	1160	483	814	861	1626	213		
Tulsa	1433	3890	200	1135	752	733	1253	558	1341	763	928	810	1495	642	807	1602	264	1308	1187	581	872	1235	1072	861	1200	937		
Utah	2215	2993	1238	1884	1654	490	2040	1495	2472	1542	1655	1894	345	1517	1528	2397	1091	2232	2315	1238	673	2102	2174	1628	1200	1847		
Whealing	565	4096	1154	366	231	1407	334	448	1159	290	371	655	2142	301	354	658	771	461	964	604	1386	301	641	213	937			
Wichita	1472	3718	361	1182	783	561	1293	605	1516	803	1016	932	1324	682	824	1641	207	1354	1362	563	700	1275	1248	901	175			

ECHL

116 Village Blvd.
Suite 230
Princeton, NJ 08540
Phone: 609-452-0770
Fax: 609-452-7147
Commissioner: Brian McKenna
Dir. of Communications: Joe Babik
www.echl.com

Adirondack Thunder

1 Civic Center Plaza
Glens Falls, NY 12801
Phone: 518-480-3355
Fax: 518-480-3356
Website: ECHLThunder.com
President: Brian Petrovek
Coach: Cail MacLean
PR: Zach Dooley

Alaska Aces

724 East 15th Avenue
Anchorage, AK 99501
Phone: 907-258-2237
Fax: 907-278-4297
Website: AlaskaAces.com
Owner: Terry Parks
Coach: Rob Murray
PR: Kurt Haider

Allen Americans

200 E. Stacy Road, Suite 1350
Allen, Texas 75002
Phone: 972-912-1000
Fax: 972-912-1000
Website: AllenAmericans.com
President: Matt Canavan
Coach: Steve Martinson
PR: Tommy Daniels

Atlanta Gladiators

6400 Sugarloaf Parkway, Suite 200
Duluth, GA 30095
Phone: 770-497-5100
Fax: 770-497-5101
Website: GwinnettGladiators.com
Vice President/GM: Joe Gelderman
Coach: Andy Brandt
PR: Christi Johnson



Brampton Beast

7575 Kennedy Road South
Brampton, ON L6W4T2
Phone: 905-564-1684
Website: BramptonBeast.com
President: Cary Kaplan
Coach: Colin Chaulk
PR: Chris Ballard

Cincinnati Cyclones

100 Broadway
Cincinnati, OH 45202
Phone: 513-421-4111
Fax: 513-333-3040
Website: CyclonesHockey.com
President: Ray Harris
Coach: Matt Macdonald
PR: Everett Fitzhugh

Colorado Eagles

1625 Pelican Lakes Point, Suite 100
Windsor, CO 80550
Phone: 970-686-7468
Fax: 970-674-9549
Website: ColoradoEagles.com
CEO: Martin Lind
President/GM/Coach: Chris Stewart
PR: Kevin McGuire

Elmira Jackals

155 N. Main St.
Elmira, NY 14901
Phone: 607-734-7825
Fax: 607-733-2237
Website: JackalsHockey.com
President: Tom Freeman
Coach: Jamie Russell
PR: Jared Abbott

Evansville IceMen

530 Main St.
Evansville, IN 47708
Phone: 812-421-4625
Fax: 812-463-6142
Website: EvansvilleIcemen.com
COO: Jim Riggs
Coach: Al Sims
PR: John Peterson

Florida Everblades

11000 Everblades Parkway
Estero, FL 33928
Phone: 239-948-7825
Fax: 239-948-9299
Website: FloridaEverblades.com
President: Craig Brush
Coach: Greg Poss
PR: Alex Reed

Fort Wayne Komets

1010 Memorial Way
Fort Wayne, IN 46805
Phone: 260-483-0011
Fax: 260-483-3899
PR Fax: 260-483-6307
Website: Komets.com
President: Michael Franke
GM: David Franke
Coach: Gary Graham
PR: Chuck Bailey

Greenville Swamp Rabbits

650 N. Academy Street
Greenville, SC 29601
Phone: 864-250-4868
Fax: 864-250-4793
Website: SwampRabbits.com
Vice President: Chris Lewis
Coach: Brian Gratz
PR: Alan Fuehring

Idaho Steelheads

251 South Capitol Boulevard
Boise, ID 83702
Phone: 208-383-0080
Fax: 208-383-0194
Website: IdahoSteelheads.com
President: Eric Trapp
Coach: Neil Graham
PR: Brian McCormack

(Continued next page)

ECHL DIRECTORY (Continued)

Indianapolis Fuel

1202 E. 38th Street
 Indianapolis, IN 46205
 Phone: 317-925-3835
 Fax: 317-925-3850
 Website: IndyFuelHockey.com
 President: Sean Hallett
 Coach: Scott Hillman
 PR: Tony Brown

Kalamazoo Wings

3600 Vanrick Drive
 Kalamazoo, MI 49001
 Phone: 269-345-1125
 Fax: 269-345-6584
 Website: KWings.com
 Governor: Ron Elenbaas
 Coach: Nick Bootland
 PR: Joe Roberts

Manchester Monarchs

66 Hanover Street, Suite 200
 Manchester, NH 03101
 Phone: 603-626-7825
 Fax: 603-626-7022
 Website: ManchesterMonarchs.com
 President: Matt Welch
 Coach: Richard Seeley
 PR: Mackenzie Fraser

Missouri Mavericks

19100 E. Valley View Parkway
 Independence, MO 64055
 Phone: 816-252-7825
 Fax: 816-886-5941
 Website: MissouriMavericks.com
 President: Brent Thiessen
 Coach: Richard Matvichuk
 PR: Madeleine Stroth

Norfolk Admirals

201 East Brambleton Avenue
 Norfolk, VA 23510
 Phone: 757-640-1212
 Fax: 757-622-0552
 Website: NorfolkAdmirals.com
 Vice President: Joe Gregory
 Coach: Eric Veilleux
 PR: Jack Eikenbary

Orlando Solar Bears

8701 Maitland Summit Blvd
 Orlando, FL 32810
 Phone: 407-951-8200
 Fax: 321-972-1924
 Website: OrlandoSolarBearsHockey.com
 President: Jason Siegel
 Coach: Anthony Noreen
 PR: Jesse Liebman

Quad City Mallards

1201 River Drive
 Moline, IL 61265
 Phone: 309-277-1364
 Fax: 309-277-1362
 Website: MyQCMallards.net
 President: Bob McNamara
 Coach: Terry Ruskowski
 PR: Brian Lavelle

Rapid City Rush

444 Mount Rushmore Road N.
 Rapid City, SD 57701
 Phone: 605-716-7825
 Fax: 605-716-6100
 Website: RapidCityRush.com
 GM/Coach: Joe Ferras
 PR: Mark Binetti

Reading Royals

700 Penn Street
 Reading, PA 19602
 Phone: 610-898-7825
 Fax: 610-898-4625
 Website: RoyalsHockey.com
 President: Drew Bell
 Coach: Larry Courville
 PR: Mark Thompson

South Carolina Stingrays

3300 W. Montague Ave, Ste A-200
 North Charleston, SC 29418
 Phone: 843-744-2248
 Fax: 843-744-2898
 Website: StingraysHockey.com
 President: Rob Concannon
 Coach: Spencer Carbery
 PR: Zack Fisch

Toledo Walleye

406 Washington Street
 Toledo, OH 43604
 Phone: 419-725-9255
 Fax: 419-725-4368
 Website: ToledoWalleye.com
 President/GM: Joe Napoli
 Coach: Derek Lalonde
 PR: Andi Roman, Matt Melzak

Tulsa Oilers

9128 E. 46th Street
 Tulsa, OK 74145
 Phone: 918-632-7825
 Fax: 918-632-0006
 Website: TulsaOilers.com
 GM: Taylor Hall
 Coach: Jason Christie
 PR: Rob Loeber

Utah Grizzlies

3200 South Decker Lake Drive
 West Valley City, UT 84119
 Phone: 801-988-8000
 Fax: 801-988-7000
 Website: UtahGrizzlies.com
 CEO: Kevin Bruder
 Coach: Tim Branham
 PR: Adrian Denny

Wheeling Nailers

1315 Main Street
 Wheeling, WV 26003
 Phone: 304-234-4625
 Fax: 304-233-4846
 Website: WheelingNailers.com
 Governor: Don Rigby
 Coach: Clark Donatelli
 PR: Craig Bommer, D.J. Abisalih

Wichita Thunder

505 W. Maple, Suite 100
 Wichita, KS 67213
 Phone: 316-264-4625
 Fax: 316-264-3037
 Website: WichitaThunder.com
 GM: Joel T. Lomurno
 Coach: Kevin McClelland
 PR: Jason Mals

WELCOME FROM ECHL COMMISSIONER



Dear ECHL Fans,

I am pleased to officially welcome you to the 28th season of ECHL hockey. We are fortunate to be in many great cities with modern arenas with teams prepared to deliver an outstanding hockey product.

The 2014-15 season was transformational for the ECHL. The addition of seven new teams from the former Central Hockey League, along with the Indy Fuel, brought us to 28 teams on a strong national platform. This season we welcome new markets in Glens Falls, N.Y. and Manchester, N.H., and welcome back Norfolk, Va., which returns to the ECHL for the first time since the 1999-2000 season.

During the 2014-15 season, the ECHL welcomed over 4.6 million fans, and surpassed the 4,000 mark in average attendance for the 11th consecutive season and the 23rd time in the last 25 years.

In addition to providing affordable family entertainment to more than 92 million fans since it began, ECHL teams have become an important part of their communities by donating more than \$37 million and countless hours to charity over the past decade.

The ECHL has become an integral part of the professional hockey player development process as 569 players have gone on to play in the NHL after the ECHL including 28 in 2014-15. In addition to these players, countless officials, coaches and front office staff have moved on to the AHL and NHL. For the 2015-16 season, 13 of the 30 AHL head coaches and over 25 coaches on NHL staffs have ECHL ties. Approximately one-third of the current on-ice officials in the NHL spent time developing their skills in the ECHL.

We congratulate the Allen Americans, who captured the Kelly Cup title in their first season in the ECHL with a hard-fought seven-game victory over the South Carolina Stingrays in the Kelly Cup Finals. The 2015 Kelly Cup Playoffs were the most competitive in ECHL history with eight of the 15 series being decided in the full seven games.

The ECHL has been represented on the last 15 Stanley Cup champions including in 2015 with Chicago Blackhawks Vice President of Hockey Operations Al MacIsaac, General Manager of Minor League Affiliations Mark Bernard, Director of Pro Scouting Ryan Stewart, players Scott Darling and Andrew Desjardins and pro scout Derek Booth. The ECHL had affiliations with 29 of the 30 teams in the NHL in 2014-15, marking the 18th consecutive year for affiliations with at least 20 teams in the NHL. For the 26th season in a row, the ECHL was represented on the AHL Calder Cup champion Manchester Monarchs.

Thank you on behalf of the ECHL and its teams for your continued support and we hope that you and your family enjoy following your favorite team through what promises to be a fantastic 28th season of ECHL hockey.

Sincerely,

Brian McKenna
 ECHL Commissioner

FORT WAYNE AREA MEDIA DIRECTORY

NEWSPAPERS

Name Fort Wayne Journal Gazette (morning)
Address 600 W. Main Street
City/State/ZIP Fort Wayne, IN 46802
Phone (260) 461-8429 (Sports), 461-8260, 461-8224
Fax (260) 461-8648
Web Site www.journalgazette.net
Sports Editor Mark Jaworski, mjaworski@jg.net
Beat Writer Justin Cohn, jcohn@jg.net

Name Fort Wayne News Sentinel (afternoon)
Address 600 W. Main Street
City/State/ZIP Fort Wayne, IN 46802
Phone (260) 461-8497 (Sports)
Fax (260) 461-8696
Web Site www.news-sentinel.com
Sports Editor Matt Pallister, mpallister@news-sentinel.com
Beat Writer Blake Sebring, bsebring@news-sentinel.com

TELEVISION

Name Indiana's News Center
WPTA TV 21/ABC
WISE TV 33/NBC
WISEMY 33.2
Address 3401 Butler Road
City/State/ZIP Fort Wayne, IN 46808
Phone (260) 483-0814
Fax (260) 484-8240
Web Site www.indianasnewscenter.com
Sports Director Tommy Schoegler
 (260) 471-7419
tommys@indianasnewscenter.com
 Dean Pantazi
deanp@indianasnewscenter.com

Name WANE TV 15/ CBS
Address 2915 West State Blvd.
City/State/ZIP Fort Wayne, IN 46808
Phone (260) 481-1515 (General Office)
 (260) 481-1555 (Sports)
Fax (260) 481-1429
Web Site www.wane.com
Sports Director Glenn Marini
 (260) 481-1556
glenn.marini@wane.com
 Jessica Starbard
 (260) 481-1557
jessica.starbard@wane.com

Name WFFT TV 55 Fox
Address 3707 Hillegas Road
City/State/ZIP Fort Wayne, IN 46808
Phone (260) 471-5555
Fax (260) 484-4331
Web Site www.wfft.com
Gen Manager Bill Ritchhart
Sports Director Zach Hughes
zhughes@wfft.com
 260-407-5215 x116

RADIO

Name **FEDERATED MEDIA**
WOWO Radio AM 1190, FM 92.3
WBVR FM 98.9 (The Bear)
K105 FM
WMEE FM 97.4
WKJG/ESPN Radio AM 1380
Address 2915 Maples Road
City/State/ZIP Fort Wayne, IN 46816
Phone (260) 447-5511
Newsroom (260) 447-6397
WOWO Studio Ph (260) 447-1190
K105 Studio Ph (260) 447-5105
Fax (260) 447-7546
Web Site www.wowo.com
WOWO Ops Mgr Ryan Reker

Name **ADAMS RADIO GROUP**
WGL AM 1250
WLYV AM 1450
US 93.3
96.3 XKE
Hot 107.9
Soft Rock 103.9
B 96.9
103.3 Great Country
Address 2000 Lower Huntington Road
City/State/ZIP Fort Wayne, IN 46819
Phone (260) 747-1511
Fax (260) 969-3826 OR (260) 747-3999 (main desk)
GM Shel Leshner

Name **WAJI 95.1 Best FM/ WLDE Fun 101.7**
Address 347 W. Berry Street
City/State/ZIP Fort Wayne, IN 46802
Phone (260) 423-3676
Studio Phone (260) 426-5343 (WLDE)
Fax (260) 422-5266
Web Site www.951bestfm.com; www.fun1017fm.com
General Manager Lee Tobin

KOMET HISTORY

The History of the FORT WAYNE KOMET HOCKEY CLUB Est. 1952

Ernie Berg started it 63 years ago this season. He was the one that began thinking about hockey in Fort Wayne, Indiana. But it was after the city announced plans of building the Allen County War Memorial Coliseum. Berg took a trip to Toledo one night to watch an IHL game. That was all it took. Berg came home full of enthusiasm.



October, 1952, a new game in town. The Komets put on a clinic scrimmage preview game for fans before opening the first season of Komets Hockey.

With the thought of Fort Wayne building a beautiful new big building, Berg couldn't help but envision it filled with people for a hockey game. It was a dream. A dream later to become reality. The dream came true with the dropping of the first puck at the start of the 1952-53 International Hockey League season.

Many have wondered about Komets being spelled with a "K". Berg did it. He wanted to have a name that suggested speed, flash, excitement. And he spelled it with a "K" instead of a "C" after his wife. Her name was Kathryn but she always went by Kay.

Berg became the team's General Manager and put together a talented hockey team. That first team was a real crowd pleaser, if not an artistic success. He got guys who were tough and aggressive. And the Fort Wayne fans liked that.

It wasn't until the sixth game when the franchise picked up its first victory. It came on a Tuesday night before a crowd of 6,381. The "K's" won 6-5 over the Grand Rapids Rockets.

The fans liked the hard-hitting Komets, too. They soon began to fill the coliseum regularly on weekend nights and came close to filling it on week nights. From then on the fans have been supporting their Fort Wayne Komets.

With 63 years of Komets hockey in the history books, there have been many high and low moments. The lowest came in the summer of 1990 when, for a few days, the city did not have a team. Previous ownership moved the club to Albany, New York. A couple of days later the Franke family purchased the Flint IHL franchise and moved it to Fort Wayne, keeping the name "Komets", but changing many facets of the organization.

After maintaining the Komets in the IHL for nine more years, the Franke family moved the team to the United Hockey League prior to the 1999-2000 season. The Komets played eight seasons in the UHL before the league dissolved after 2006-07. Fort Wayne, along with partners in Kalamazoo, Muskegon, Port Huron, Flint and Bloomington (Illinois) formed the new International Hockey League, breathing life into the IHL once again with the 2007-08 season.

After three seasons in the "new" IHL and winning the Turner Cup Championship each year, the Komets moved once again. The Komets became members of the Central Hockey League in 2010 and were part of the CHL for two seasons, capturing the CHL Presidents' Cup in 2012.

In 2012-13, the Komets made their debut in the ECHL renewing old rivalries with Kalamazoo, Toledo, Cincinnati, Elmira, Colorado and Orlando. Last season, 2014-15, the Indy Fuel was introduced to the ECHL and once again a team from Indianapolis became an intrastate rivalry for the Komets.

63 seasons of Komets Hockey in Fort Wayne have yielded a dozen regular season championships (9 IHL, 3 UHL) and nine championship titles (7 IHL Turner Cups, 1 UHL Colonial Cup and 1 CHL Presidents' Cup). And now, with the 2015-16 season, the tradition continues in Northeast Indiana with the 64th anniversary season of Komets Hockey in Fort Wayne.

Go Komets!

KOMET HISTORY -- BIRTH OF KOMET HOCKEY

The residents of Northeast Indiana most likely first learned that pro hockey was coming to Fort Wayne in an article that appeared in the Fort Wayne Journal-Gazette Monday, June 9, 1952, and subsequent articles that summer and fall leading up to the inaugural season of Komet Hockey in 1952.

Monday, June 9, 1952, the Journal-Gazette ran the following article on the front page of the Sports section:

International Hockey Lg. Gives Fort Wayne Berth Franchise Accepted By Local Men

Fort Wayne is now a member of the International Hockey League.



This city was accepted into the circuit and tendered a franchise at the league meeting in Troy, O., on Saturday.

The circuit is now composed of six cities. In addition to Fort Wayne, they are Detroit, Grand Rapids, Toledo, Chatham, Ont. and Troy, O.

Fred Huber, executive secretary said that there is a possibility of adding two more cities. Indianapolis and Cincinnati were represented at the International Hockey League meeting and are expected to come in. Cincinnati has definitely decided to withdraw from the American but Indianapolis' position is uncertain and will be decided by the parent organization, the Detroit Red Wings.

The American League's setup will not be decided until the meeting of the National Hockey League on June 19, when action will be taken on the application of Cleveland to become a member of the main circuit. Cleveland is not expected to be accepted by the National loop, but is expected to remain in the American.

The International Hockey League has voted to increase its budget, thus raising the standard of play in the league. That helped to clinch the decision of Fort Wayne interests to become a member of that circuit. They have had under consideration at the same time the possibilities of entering the American League should that circuit split up and organize a strictly midwestern league.

Hockey here will be promoted by an organization to be known as Fort Wayne Sports Enterprises, headed by Harold Van Orman, Jr. and Ernie Berg. They have already secured playing dates in the new Memorial Coliseum.



Ernie Berg

KOMET HISTORY -- WHAT'S IN A NAME

The residents of Northeast Indiana most likely first learned that the new pro hockey team coming to Fort Wayne was going to be called "Komets", yes, comets with a "K", in an article that appeared in the Fort Wayne Journal-Gazette September 13, 1952.

It was the final summer before a game called ice hockey was to invade the new Allen County War Memorial Coliseum, spreading its popularity all over northeast Indiana and northwest Ohio.

That summer was also prelude to the opening of the Fort Wayne Pistons' 1952-53 NBA season at the Coliseum which included the 1953 NBA All-Star Game. The Fort Wayne Daisies were playing their eighth season of Girls Professional Baseball at Memorial Park while Cindy's Diner first opened in downtown Fort Wayne at the intersection of Clinton and Jefferson streets. The honorable Harry W. Baals served as mayor and WOWO Radio AM 1190 was belting out hits such as "Cry" by Johnnie Ray, "Wish You Were Here" by Eddie Fisher and "You Belong To Me" by Jo Stafford in its 27th anniversary summer of broadcasting from Fort Wayne.

One Saturday morning during that summer of '52, on September 13, the Journal-Gazette ran the following article:

Hockey Club To Be Called 'Komets;' Train In Canada

The Fort Wayne Hockey Club, playing its first season of ice hockey in this area, will be known as the Fort Wayne Komets. The name KOMETS was selected by the officials of the local club after a number of names had been suggested by fans throughout the area. So, it will be the Fort Wayne Komets along with the Toledo Mercurys, the Cincinnati Mohawks, the Troy Bruins, the Grand Rapids Rockets and the Milwaukee Clippers, the names of the other entrants in the International Hockey League.

Along with the selection of the name Komets, the team colors were also selected by the Komet management. Maroon and White have been chosen as the Fort Wayne colors, with white jerseys being worn for all home games and the maroon, trimmed in white being worn on all road games. Uniforms and equipment have been on order for some time and elaborate breast emblems have been ordered to emblazon the colorful jerseys that are planned.

The Komet office, located in the Hotel Van Orman, is stepping up activities these days and completing the plans for the training camp grind of the team. Alex Wood, manager of the Komets in their first season, will have a group of approximately 25 aspirants going into training at Woodstock, Ontario on October 8. Following two weeks of training and exhibition games, the Komet squad will be pared to fifteen and return to Fort Wayne to prepare for their opening league game on October 25 at the new Memorial Coliseum.



KOMET HISTORY -- FIRST FINALS BERTH

Former Komet player Norm “Whiz” Waslawski stopped by the Komets’ office in August, 2012, and dropped off the photo below. The Komets have enjoyed many locker-room celebrations over the years, and this photo shows that some things never change. Locker-room celebrations are memorable occasions and this one was no exception.



Waslawski, standing behind goaltender Glenn Ramsay, celebrates with a bottle of 7-Up (At least we think it’s 7-Up!). The guys were celebrating a 6-4 home victory over Indianapolis on April 8, 1959, and winning the IHL semi-finals best-of-seven series 4-1 against the in-state rival Chiefs and advancing to the Finals for the first time in Komet history.



Art Stone shakes the hand of netminder Glenn Ramsay after the Komets eliminate the Indianapolis Chiefs 4 games to one in a best-of-seven IHL semifinal series on April 8, 1959. That’s Komet legend Len Thomson holding Ramsay’s hand in the celebration. Also in the photograph are George Polinuk (Trainer), Bob McCusker, Roger Maisonneuve, Shorty Melanchuk, Len Ronson, Larry McLaren, Norm Waslawski (holding a bottle of 7-Up), Eddie Long, Bill Mitchell, Duane Rupp and Gus Braumberger.

The Komets later fell to the Louisville Rebels in their first appearance in the IHL Finals 4 games to 2.

KOMET HISTORY -- GEORGE'S CHARLIE RYAN STORY

By Chuck Bailey
 Director of Communications
 Fort Wayne Komets

George Drysdale, an original Komet, and the first player to be voted captain of the team for the 1952-53 season, experienced many situations, conditions and circumstances as part of that new era of professional ice hockey in Fort Wayne, Indiana.



George Drysdale

Many Komet legends have so many stories to share with all of us, and George is certainly no exception. Of all the stories he has shared over the years, and there are plenty, one stands out way above all the rest. So, in my search for Komet information and stories for the media guide and record book each year, the following has to be included in the chest of Komet legendary tales and times.

It was a summer day in 2011 when George was at the Komet office, probably after dropping his wife Roe off at the Mall and had some time to kill so he stopped by. As usual, he began telling a few of his stories.

"1952, opening night, Fort Wayne, Indiana," he said. "George Edwards (Komet player, left winger). In those days we all had skate guards because the little ramp going up to the ice surface didn't have the rubber flooring you have now. It was tile. When you get to the ice you flip your guards off. Well, Edwards forgot about his, and of course, as you're introduced, you just jump over that little ledge onto the ice. Edwards pushed off.....he stopped about center ice!"

In the early days of Komet hockey, the team traveled to the road games by car, usually a caravan of three to four cars. There were only 12 players or so on the team back then. George said they called the cars the "Flyin' Coffins". He said "we called them that because we always wondered how we got home after a road game."

George also talked about the first year, when the team had training camp just outside Toronto, Ontario, in a suburb which is right on the lake. As George tells it, beginning another story, "So there were more guys from Ottawa than there were from anywhere in Canada. It was a nice day after practices in the morning and afternoon and we decided we were going to have a baseball game. So we went over to this nice little park next to the hotel and it was Ottawa vs. The World. We had a little cup made up, a large round bowl....with fur around the top....taken from the hotel.

"Now, we had a trainer named Charlie Ryan. Charlie was from England. A very colorful guy. He had just immigrated from England and was getting to know his way around as he settled-in in Chatham. We said Charlie, you ever play baseball? He said 'Oh yeah, all the time'. We said OK, you catch then, Charlie. You be a catcher! Well, whoever it was that threw the first pitch to Charlie, hit him right in the face. Charlie went down but said he was OK and later confessed he had never played baseball in England."



George Drysdale 1952-53

Ottawa won the game and the "Cup" was presented over their evening meal that night by Charlie, the Englishman.

After that 1952 training camp in Canada was completed, George and the rest of the players moved to Fort Wayne to help begin what is known now as the tradition of Komet hockey.

(continued next page)

KOMET HISTORY -- GEORGE AND CHARLIE (continued from page 10)

It wasn't until the third Komet season that the colorful Englishman Charlie Ryan came to Fort Wayne. While George helped the team introduce the sport of pro hockey to the fans in Fort Wayne in 1952-53 and 1953-54, Charlie served his first two years as an equipment manager and trainer in Chatham, Canada.



(1954-55) George Stanutz, Charlie Ryan, Ray Marshall and Billy Short face off at golf in front of the Memorial Coliseum before a road trip

And now George tells the rest of the story of Charlie Ryan. "After his first two seasons at Chatham, I asked Charlie what he was going to do and he said he'd probably continue working with some of the junior clubs in Chatham. Well, during the first couple years, you know, in Fort Wayne we had some young kid, I think he was only 14 or 15. Charlie had some training experience now and when I went home during the summer and worked on my papers (team paperwork) I got a hold of Berg (Ernie Berg, General Manager and one of the owners of the new Komets) and said I had a trainer for us."

So, Berg agreed with his first captain of the Komet hockey club that Charlie would be a good fit and Charlie was hired for the 1954-55 season.

George moved ahead in his story to sometime near the end of the third season. The team continued to travel in caravans to the road games.

"We were going to Toledo and Charlie had bought a brand new 1954 red Buick convertible. Charlie said he chose red because his girlfriend Margarete was a blonde and she would look really great in the summer in that car. Charlie and Margarete stopped over the night before the game at Toledo for a cup of tea. So Roe (George's wife) made him and Margarete a cup of tea and they stayed until about nine o'clock at the apartment. I thought that instead of me driving my car up there, why not have Charlie just pick me up on the way? He said OK and that he would pick me up in the morning and I said OK, Charlie, that's fine.

"The next morning came and I waited and waited and waited. I said geeze, Roe, I think we're leaving around noon. So I called out there to Margarete and she answered the phone and I asked if Charlie was there and she said 'OK, yeah, he left'. And I said oh, he probably stopped down at Main Auto to get some sticks or something.

"She said 'just a minute, there's someone at the door'. All I heard was a scream. The guy came on the phone and said 'Your friend hit a train out on the bypass'. Why he went that way I don't know. They lived out on Leesburg Road and he went up to the truck stop there and the guy at the truck stop said 'I saw him, he had the green light, but he was fooling with the radio' because the car was brand new and Charlie looked up and that's when he hit the train.

"So I went to see him at the funeral home and I said Charlie Ryan? The guy at the funeral home said yeah. So I went back to the desk and said no, I wanted to see Charlie Ryan. He said that's Charlie Ryan. But I said his hair's white! He said yeah, he said that in that split second the fear turned Charlie's hair completely white."



(1954-55) George Drysdale shares some of his beverage with Charlie Ryan as Billy Short and Ivan Walmsley (front) look on

Charlie Ryan's place in Fort Wayne Komet Hockey history was brief. But because of Komet legends such as George Drysdale, his memory and the memories of so many that have been a part of the Komet past will live on into the future.

KOMET HISTORY -- 50-GOAL SCORERS



Len Ronson after scoring his 60th goal in 1959-60

In the history of the Fort Wayne Komets there have only been 10 players to have reached 50 goals in a single season. Pretty amazing when you consider the Komets are in their 64th consecutive season in Fort Wayne and have skated a total of 4,634 regular season games after 63 years.

Also, the near extinction of 50-goal scorers is even more evident when you consider that the ECHL has not had a 50-goal scorer over the past six seasons and when Kevin Baker of the Florida Everblades netted his 57 goals in 2008-09 it was the only time 50 goals were scored by an individual in the ECHL in 13 years.

The last time a Komet hit 50 goals in a season was 1990-91 when Lonnie Loach found the twine 55 times in 81 games. 22 seasons have come and gone since.



Barry Scully
4 straight 50-goal seasons

Seven years after the Komet franchise was established in Fort Wayne Len Ronson became the first to hit the 50-goal mark when he netted 62 goals in 68 games during 1959-60.

Only two players have had multiple 50-goal seasons with the Komets. Merv Dubchak reached 50 goals three straight seasons and Barry Scully had 50 or more goals four straight seasons.

Dubchak bagged 52 goals in 70 games in 1964-65 and followed that with his IHL record 72 goals in 70 games during 1965-66. The winger added another 50-goal year in 1966-67 when he again scored 52 goals in 72 games.



Merv Dubchak
3 straight 50-goal seasons

Scully scored 61 markers in 1979-80, 69 in 1980-81, 60 in 1981-82 and 57 in 1982-83.

It's true that teams in professional hockey are not lighting the lamp as much as in the past with so much emphasis on strong defensive skills in the modern hockey world.

But here in Fort Wayne, scoring 50 goals by a Komet player can be done again. It's just a matter of when. And when it happens, it will be something to see and celebrate!



Lonnie Loach is the last Komet to reach 50 goals in a season

KOMET ALL-TIME 50-GOAL SCORERS

	Player	Season	Goals	Games
1	Len Ronson	1959-60	62	68
2	Eddie Long	1962-63	56	70
3	Merv Dubchak	1964-65	52	70
5	Merv Dubchak	1965-66	72	70
5	Merv Dubchak	1966-67	52	72
6	Ron Zanussi	1976-77	53	77
7	Terry McDougall	1978-79	57	79
8	Barry Scully	1979-80	61	80
9	Barry Scully	1980-81	69	82
10	Barry Scully	1981-82	60	79
11	Barry Scully	1982-83	57	76
12	Ron Leef	1982-83	57	77
13	Rob Motz	1983-84	54	81
14	Wally Schreiber	1984-85	51	81
15	Lonnie Loach	1990-91	55	81

KOMET HISTORY -- TRIBUTE

In memory of Terry Pembroke and Lionel Repka

During the course of this past year, we lost two of the greatest Komet legends of all time. Just as all of our legends, these individuals helped shape the Komet mold and will be forever honored in the Komets Hall of Fame and forever remembered in the hearts of all who have followed the Komets over the years.

On March 6, 2015, Terry Pembroke lost his battle with cancer at his home in Sequin, Texas, at the age of 70.



Terry Pembroke

The Toronto, Ontario native made his Fort Wayne debut in 1964 and skated three seasons with the Komets in the International Hockey League before spending two seasons with Omaha of the Central Hockey League. Pembroke returned to Fort Wayne in 1969 where he completed his 12-year Fort Wayne career and established himself as a Komet legend.

Pembroke accumulated 273 assists and 339 points during his career in Fort Wayne and ranks third with 784 regular season games. He ranks sixth all-time with 1,143 penalty minutes and holds the Komet record with eight IHL All-Star Game appearances. Pembroke helped the Komets to two IHL Huber Trophies in 1972-73 and 1977-78 and won the IHL Turner Cup Championship with the Komets in 1965 and 1973.

Pembroke was inducted into the Komets Hall of Fame in 1987. His retired number "5" hangs in the rafters of the Memorial Coliseum to forever remind us of his grit, toughness and dedication to Komet hockey.

Pembroke once said, as quoted in Blake Sebring's article in the Fort Wayne News Sentinel, "The reason Fort Wayne was and is successful is because they operate with big league scruples. The thing that kept that hockey team going was the links to the past. Every generation draws a certain group of people, and then eventually they all show up at the arena. Everybody in Fort Wayne knows a Komet, either a current one or a former Komet. It's just a unique municipality."

On April 28, 2015, Lionel Repka passed away in Fort Wayne from liver cancer at the age of 80.



Lionel Repka

The Vilma, Alberta native, affectionately nicknamed "Choo Choo" during his career in Fort Wayne, played 11 seasons with the Komets from 1958-59 through 1968-69. He was a two-time IHL Turner Cup Champion with Fort Wayne. Once in 1963 and coincidentally 50 years ago on April 27, 1965. Repka was named to the All-IHL Team in 1960, 1964 and 1965. He was awarded the IHL's Governors' Trophy as the league's best defenseman during 1964-65 and scored a career high 80 points in 1965-66.

"Lionel was one of the most polite, soft spoken legends and I vividly remember organist Jack Loos playing Choo Choo after he scored a goal to the delight of the fans," Komet CEO Stephen Franke said. "After he retired he would try to attend all the important Komet events including opening night ceremonies. He was very thankful that we continued to honor the original players and expressed his gratitude to the Franke Family time and again."

"Lionel was not only a great hockey player but a very successful businessman who used his Komet career as a springboard to success for his family and the community. Lionel was truly a Komet legend and I will personally miss him and the twinkle in his eyes."

Repka ranks fifth in the all-time top 10 most career games played (regular season) as a Komet with 666 and ranks 11th all-time, third as a defenseman, with 492 points. Repka was one of the first to be inducted into the Komets Hall of Fame in 1988. The number "6" was also retired in his honor.


Upon his retirement from hockey, Repka decided to make Fort Wayne his home with his wife Helen. Repka entered the insurance business and opened Repka and Associates. His sons Ron and David were also successful in similar fields. Repka decided to retire in 1997 at age 62.

KOMET HISTORY -- Richardson Had Beliveau's Stick for 50 Years



By Blake Sebring of The News-Sentinel
Written Thursday, July 5, 2012

About a year before he died Dec. 5, 2011 at age 85, former Komet Billy Richardson showed his daughter something special, something she didn't know had been hiding under her parents' bed for almost 50 years.



Billy Richardson

By Nov. 20, 1962, Richardson had retired as a player but continued in hockey as a linesman. His story really starts a few months before that when Montreal Canadiens coach Toe Blake called Memorial Coliseum General Manager Don Myers trying to set up an exhibition hockey game. Myers walked down to the Komets' office to give Fort Wayne coach Ken Ulllyot the message.

The Canadiens, who had already won 12 Stanley Cups including five straight from 1956 to 1960, were scheduled to play in Chicago on Nov. 18 and in Detroit on Nov. 22 for Thanksgiving. Rather than go home and face the hassle of the border crossing, Blake wanted to stop in Fort Wayne. Ulllyot was agreeable, and picked former Komet Hartley McLeod to referee the game assisted by linesmen Gus Braumberger and Richardson.

Featuring a lineup of six future Hall of Fame players, the Canadiens won 4-1, outshooting the Komets 66-24 despite a Herculean performance by Fort Wayne goaltender Chuck Adamson. The crowd was 4,630, which was excellent for a Tuesday night.

After the game, Richardson asked Canadiens star Jean Beliveau for his stick, and Beliveau convinced his teammates to sign it. The names include future Hall of Fame members Tom Johnson, Bernie ``Boom Boom'' Geoffrion, Henri Richard, Dickie Moore and Jacques Plante, along with current University of Michigan coach Red Berenson who will likely be inducted eventually.

There's a reason the Canadiens were billed as ``The World's Greatest Hockey Team'' even though they would be knocked out of the playoffs in the first round the next two years. They won in 1965 and 1966, lost in the 1967 finals, and then won again in 1968 and 1969, led by former Komet John Ferguson.

Because the stick was kept away from light under the bed, it is preserved in excellent condition. Only the signature of center Don Marshall has faded.

``He never talked about it. It was just under the bed,'' Richardson-Megles said. ``He said, `I wish I knew what we could do with it because it might be worth something.' He just said make sure you don't let anybody have it. I want it to go to somebody who is really going to appreciate it and want something like this.'''

(Continued next page)



The stick Montreal Canadiens great Jean Beliveau gave former Komet Billy Richardson after a Nov. 20, 1962 exhibition game against the Komets.
(Photo courtesy of Blake Sebring of the News Sentinel)

KOMET HISTORY -- Richardson Had Beliveau's Stick for 50 Years (Continued)

``I knew Billy had that stick because he told me about it,'' former Komets great Len Thornson said. ``In those days, you could go in the dressing room between periods. They might have put him in there because it was an exhibition game and it didn't mean much to those guys.''

Thornson and Adamson had both been part of Montreal training camps as youngsters before they settled in Fort Wayne. In fact, Adamson lived very near relatives of Montreal coach Toe Blake in Falkenbridge, Ont.



Jean Beliveau

``The funny thing was is I think there were probably six or seven guys on that team who I had played junior against,'' Adamson said. ``Montreal took me to training camp when I was 18, and I played about eight exhibition games with Henri Richard. I was nervous about this game, but not really because in junior I had played four games against Montreal.''

During the third period, Adamson was struck in the face on a shot by Richard. After the game Plante asked Adamson why he didn't wear a mask, and a few games later Adamson put one on, becoming the first Komets goaltender to wear the extra protection. The game was stopped while Adamson was getting stitches, so Richard and Geoffrion put on a show while Jack Loos played the organ.

``As they skated down the ice, they passed the puck to each other without it touching

the ice,'' recalls current Komets owner Stephen Franke, who was 13 at the time. ``I remember it very vividly in my mind. I remember the crowd was sitting on their hands because they didn't know if we would get creamed.''

After Adamson made 62 saves, Blake joked, ``If your goalie plays like that all the time, we'll take him back with us.''

Instead, Adamson led the Komets to their first Turner Cup title later that season, a trip to the finals in 1964 and another Cup in 1965.

``I just enjoyed the game,'' said Long who set up Thornson for the Komets' goal. ``With Beliveau it's really classy what he did with his stick because he had the guys sign it, too. The Canadiens were always classy guys.''

Montreal played the game with 11 forwards and 18 players, and the Komets played with seven forwards, five defensemen and one goaltender.

``They got \$100 for playing the game, and we got a handshake and a Pepsi,'' Thornson joked.

The Canadiens returned the next year, Nov. 26, 1963, and creamed the Komets 7-1 despite 44 saves by Adamson. Despite the added attraction of Ferguson as a rookie playing with the Canadiens, the game drew only 2,422 fans.

(Special thanks to Blake Sebring for letting us include this story in this season's Fort Wayne Komets Media Guide and Record Book)

Stephen Franke
CEO, Fort Wayne Komet Hockey Club



Fort Wayne native Stephen Franke, Chief Executive Officer of the Fort Wayne Komet Hockey Club, has been the majority owner of the Komets since 1990.

Stephen purchased the Fort Wayne franchise, in partnership with his brothers Michael, David, William and Richard, in an effort to keep Komet hockey in Fort Wayne after the original IHL franchise was moved to Albany, New York in 1990.

2015-16 is Stephen's 26th anniversary season of majority ownership. He has witnessed six league championships, five regular season titles and nine trips to the finals. The Komets, under the ownership of Stephen Franke, has been named the league Member Club of the Year five times and has been one of the most successful teams in minor league pro hockey in attendance, attracting an average of over 7,000 fans per home game for the past 13 straight years.



Stephen has also been President and CEO of MidWest Gloves and Gear in Chillicothe, Missouri, since 1986. MidWest Gloves and Gear has more than doubled in sales and size under Stephen's management.

Stephen also serves as Chairman of the Chillicothe Mudcats of the MINK Baseball League.

In addition, Stephen is very involved with the Chillicothe community. He serves on boards of the Chillicothe Development Corporation, Grand River Entertainment, Greater Chillicothe Visitors Region and Main Street Chillicothe. Stephen is also active with the D-R-E-A-M Initiative (Downtown Revitalization and Economic Assistance for Missouri).

Stephen attended Bishop Luers High School in Fort Wayne and is a graduate of Indiana State University. He also carries a degree from IPFW in Fort Wayne and participated in graduate studies at the University of Michigan and University of Chicago.

Stephen makes his home in Chillicothe, Missouri, and resides with his wife Rebecca. His son Stephan is a graduate of George Washington University and is currently employed by the Fort Wayne Komets.

Michael Franke
President, Fort Wayne Komet Hockey Club



Fort Wayne native Michael Franke is in his 26th anniversary season as President and co-owner of the Fort Wayne Komets.

As President of the Fort Wayne Komets, Franke oversees the day-to-day operations of the hockey franchise while also serving as Fort Wayne's Governor in the ECHL.

During Michael's 26-year stint as President of the Fort Wayne franchise the Komets have collected six league championships, five regular season titles and nine trips to the finals. The Komets have been the league Member Club of the Year five times and has been one of the leaders in minor league pro hockey attendance attracting over 7,000 fans per home game over the past 13 seasons.

Michael has been honored as Governor of the Year twice and was given the distinction of IHL Executive of the Year for 2007-08 and again for 2008-09.

A 1982 graduate of Purdue University Fort Wayne, Franke resides in Fort Wayne with his wife Theresa and their 2 children, Katie and James.

David Franke
Vice President/General Manager, Fort Wayne Komet Hockey Club



Fort Wayne native David Franke is in his 26th anniversary season as co-owner, Vice President and General Manager of the Fort Wayne Komets. Franke began his career with the Komets when the Franke family purchased the Fort Wayne franchise in 1990. He has also held his position throughout the Franke family ownership.

While a member of the IHL, Franke claimed two Huber Trophies and has guided the Komets to the Turner Cup Finals six times, winning Championships in 1993, 2008, 2009 and 2010.

Franke was named the IHL's Executive of the Year his first season in 1990-91. He was voted IHL General Manager of the Year for 1997-98 after the greatest turnaround in franchise history, taking the Komets from the league's worst regular season record in 1996-97 to a Central Division title in 1997-98. Franke was named IHL General Manager of the Year again for 2009-10.

During Franke's eight UHL campaigns he enjoyed trips to the finals twice, winning the UHL Colonial Cup Championship in 2003. Franke also captured back-to-back Tarry Cup Championships for 2002-03 and 2003-04 before earning the award a 3rd time in 2006-07.

The Komets claimed the CHL Presidents' Cup in 2011-12 for a total of six league titles overall before joining the ECHL last year.

Franke is a 1975 graduate of Ball State University and resides in Fort Wayne with his wife, Tina.

Scott Sproat**Vice President Sales and Marketing, Fort Wayne Komet Hockey Club**

Fort Wayne area native Scott Sproat is entering his 16th season as Executive Vice President and Co-Owner of the Komets. Scott was born in nearby Auburn, IN and spent ten seasons with the Continental Basketball Association and the Fort Wayne Fury prior to joining the Komets.

Scott started his career in sports management as an intern with the Fury and literally held every job (except Coach) within the front office during his tenure. He was CEO of the Fury and a Regional Vice President of the CBA Eastern Region the season prior to joining the Komets. Scott has also served as a consultant to numerous minor league teams in numerous sports and leagues throughout North America.

Scott remains active in many high school and collegiate sports today through his three boys Will (21), Ty (18), and Reid (14). Scott guides the Komets' sales and marketing efforts as well as overseeing all of the Komets' partnerships with the Fort Wayne area corporate community, community outreach programs, educational initiatives, and charitable participation. While with the Komets, Scott has witnessed five league championships, five regular season titles and has been a part of the Komets' front office success in collecting four Member Club of the Year Awards. Scott has been honored three times as League Marketing Executive of the Year.

Scott, his wife Stacy and their three boys live north of Fort Wayne, splitting the distance between his boyhood home north of Auburn and his now home-away-from-home at the Memorial Coliseum.

Chuck Bailey**Director of Communications/Media Relations, Fort Wayne Komet Hockey Club**

Fort Wayne native Chuck Bailey celebrates his 22nd season as the Komet's Director of Communications and Media Relations this year. Chuck was born and raised in Fort Wayne and has followed the Komets since 1956.

Chuck started a broadcasting career in radio in 1971 when he accepted a position with then WPTH FM 95 in Fort Wayne (now Best 95.1). His radio career took him to Rockford, Illinois, Flint, Michigan and Grand Rapids, Michigan before he returned to Fort Wayne in 1988 as program manager of WOWO Radio AM 1190.


During Chuck's stint at WOWO he met then radio salesman Michael Franke and David Franke, who of course later became co-owners of the Komet hockey club. Chuck joined the Frankes to help manage the Komets in 1993, ending his 22-year radio career.

While a member of the Komets' front office Chuck has witnessed five league championships and five regular season titles. He has been a part of the Komets' success in collecting five Member Club of the Year Awards. He also has received three honors as Public Relations Director of the Year.

Chuck continues to make his home in Fort Wayne. He and his wife Jan have three children and eight adorable grandchildren.

BOB CHASE**The Voice of the Fort Wayne Komets Hockey Club**

Bob Chase hails from Negaunee, Michigan, where he was born January 22, 1926. He grew up in Marquette, Michigan and after high school joined the U.S. Navy where he served from 1943-1947. Upon his discharge from the Navy, Bob entered Northern Michigan University at Marquette and graduated in 1952. While in college, Bob started his radio career in Marquette in 1949.



Bob Chase was presented the Key to the Fort by Mayor Tom Henry in 2013

the Indiana High School Hockey Hall of Fame in 2006, is a member of the Upper Peninsula Sports Hall of Fame (2009), in 2010 received the Mad Anthony's Red Coat and in 2013 was presented the Key to the Fort by Fort Wayne's Mayor Tom Henry.

Also, Bob was named a recipient of the prestigious Lester Patrick Award in a ceremony held in Dallas, Texas Oct. 15, 2012. The Lester Patrick Trophy has been presented annually by the NHL and USA Hockey since 1966 to honor one's contribution to ice hockey in the United States. The trophy is named after Lester Patrick (1883-1960), player and longtime coach of the New York Rangers, who was a developer of ice hockey.



Lester Patrick Award

Bob moved to Fort Wayne to begin his radio career with WOWO AM 1190 in 1953 which included broadcasting Komets hockey games starting with the 1953-54 season. During the summer of 2009, Bob retired his position as WOWO Sports Director.

The Komets retired the number 40 in Bob's honor as he celebrated his 40th season behind the Fort Wayne microphone in 1993. Bob was inducted into the Komets Hall of Fame in 2003 in honor of his 50th season as Komets broadcaster.

During Bob's extended career with the Komets he has seen, and called, 12 regular season titles and nine league championships over the course of more than 4,500 Komets games. Last season Bob celebrated the calling of his 500th playoff game.

Besides his accomplishments with the Komets, Bob was inducted into the Indiana Broadcasters Association Pioneers Hall of Fame in 2000, was given the Sagamore of the Wabash Award by Indiana Governor Frank O'Bannon in 2001, is a member of the Baer Field Speedway Hall of Fame (2002), was named distinguished Hoosier by governor O'Bannon in 2003, inducted into the Indiana Sportswriters and Sports Broadcasters Hall of Fame in 2004, inducted into

Most recently, Bob was named the ECHL's Broadcaster of the Year for 2013-14.

One of Bob's favorite off-ice activities is following the career of long-time protege Mike Emrick, who serves as NBC TV's top NHL network play-by-play broadcaster. Emrick was inspired to begin his hockey broadcasting career by Bob Chase.

After following Bob's broadcasts of Komets games in the 1950's, Emrick finally witnessed a Komets game in person in 1960. "My parents, brother and I were seated across from the press box at the top of the arena trying to figure out which guy Chase was," Emrick said. "He had to be the tall guy wearing a headset who stood the whole game, I figured. It was at this first game that I changed my passion from baseball to



Mike Emrick and Bob Chase

hockey and from wanting to be a baseball announcer to a hockey announcer."

2015-16 marks Bob's 63rd anniversary season behind the microphone calling Komets Hockey action radio-rinkside.

Gary Graham
Head Coach/Director of Player Personnel, Fort Wayne Komets

Gary Graham rejoined the Komets when he was named Head Coach and Director of Player Personnel on June 4, 2013.



Graham became the 28th person to handle head coaching duties with the Komets since the team was established in Fort Wayne in 1952. Graham replaced Al Sims, who announced his retirement after the 2012-13 season. "Gary is the right coach at the right time for the Komets," Komet president Michael Franke said. "He knows the Komet way of doing business and will be a tremendous asset to the Komet organization."

Graham returned to the Komets after guiding Pensacola to the Ice Flyer's first Southern Professional Hockey League Championship. The Ice Flyer's finished 2012-13 with a 33-18-5 record and 71 points, two points shy of capturing the regular season title. It was the first time Pensacola skated to a regular season winning percentage over .600 (.634) since joining the SPHL in 2009-10.

The 2013 SPHL Presidents' Cup Title was Graham's fourth career league crown. Before his stint with Pensacola, Graham collected three league championships (2009, 2010, 2012) in four seasons as an assistant coach with the Komets.

Last season Graham guided Fort Wayne into the ECHL playoffs for the second consecutive season after finishing with a regular season record of 48-18-6 and 102 points. It was the first time the Komets have reached the 100-point plateau since 2009-10.

Prior to Graham's first tenure with the Komets, the Fort Wayne native enjoyed success as head coach of the Indiana Jr. Ice Tier 1 team, guiding the Ice to a 38-17-3 record in the Midwest Elite League during 2008-09 before serving as associate coach for the USHL Clark Cup Champion Indiana Ice.

Graham majored in Exercise Science at Ball State University and resides in Fort Wayne with his children Connor and Isabella.

Gary Graham coaching record

Season	Club	Regular Season					Pts	Playoff Results
		League	W	L	T/OTL	Pts		
2008-09	Fort Wayne (AC)	IHL	46	18	12	104**	Championship (IHL Turner Cup)	
2009-10	Fort Wayne (AC)	IHL	50	21	5	105	Championship (IHL Turner Cup)	
2010-11	Fort Wayne (AC)	CHL	31	27	8	70	Second Round	
2011-12	Fort Wayne (AC)	CHL	40	19	7	87*	Championship (CHL Presidents' Cup)	
2012-13	Pensacola	SPHL	33	18	5	71	Championship (SPHL Presidents' Cup)	
2013-14	Fort Wayne	ECHL	36	24	12	84	Second Round	
2014-15	Fort Wayne	ECHL	48	18	6	102	Second Round	

(AC)- assistant coach

*-Division titles

**-Regular season title

Konstantin Shafranov
Assistant Coach, Fort Wayne Komets



Konstantin Shafranov is serving his second full season as an assistant coach of the Fort Wayne Komets. The former left winger was Head Coach Gary Graham's assistant last season after joining the coaching staff mid-season during 2013-14.

Before his Fort Wayne debut as a player in 1995, the Kazakhstan native skated four seasons of Russian elite play where he was the leading scorer for Torpedo Ust-Kamenogorsk of the CIS (Commonwealth Of Independent States) league during 1992-93 and 1993-94. In 1995-96 Shafranov arrived in Fort Wayne and led all rookies in the International Hockey League with 46 goals and tied a Fort Wayne history record of an eight-game goal-scoring streak. He was selected to the IHL Eastern Conference All-Star Team and named the IHL Rookie of the Year.

Shafranov (shuh-FRAHN-off) was selected by St. Louis in the ninth round of the 1996 NHL Entry Draft. He debuted in the NHL appearing in five games with the Blues and made his AHL start logging 62 games with Worcester.

After registering career highs of 28 goals, 52 assists and 80 points in 1997-98 with the Komets, Shafranov skated seven consecutive seasons of pro hockey in Russia. In addition to regular season action, Shafranov also appeared in World Cup play and captured the Bronze Medal in the 2000-01 World Championship competition.

Shafranov returned to Fort Wayne in 2007 to capture two regular season titles and back-to-back IHL Turner Cup Championships. After completing the 2009-10 regular season with the Komets, Shafranov returned to his native Kazakhstan for the 2010 World Championships, missing the Komets successful playoff run and a third straight IHL Turner Cup Championship.

Shafranov has amassed Fort Wayne totals of 159 goals, 203 assists and 362 points in 350 regular season games. In 48 Komet playoff games covering six playoff seasons, Shafranov scored 15 goals, 29 assists and 44 points.

Shafranov is a Fort Wayne resident and will be serving his 10th season as a member of the Fort Wayne Komet Hockey Club.

Konstantin Shafranov career stats

Left wing, shoots left, 6-0, 190 lbs. Born: Ust-Kamenogorski, Kazakhstan 9/11/1968

Season	Club	League	Regular Season					Playoffs				
			GP	G	A	TP	PM	GP	G	A	TP	PM
1991-92	Torpedo Ust-Kamenogorsk	CIS	40	24	21	45	—	—	—	—	—	
1992-93	Torpedo Ust-Kamenogorsk	CIS	42	19	19	38	26	—	—	—	—	
1993-94	Torpedo Ust-Kamenogorsk	CIS	27	18	21	39	6	—	—	—	—	
	Detroit	COL	4	3	2	5	0	—	—	—	—	
1994-95	Metallurg Magnitogorsk	Russia	47	21	30	51	24	7	5	4	9	12
1995-96	Fort Wayne	IHL	74	46	28	74	26	5	1	2	3	4
1996-97	Worcester	AHL	62	23	25	48	16	5	0	2	2	0
	St Louis	NHL	5	2	1	3	0	—	—	—	—	—
1997-98	Fort Wayne	IHL	67	28	52	80	50	4	2	4	6	2
1998-99	Metallurg Magnitogorsk	Russia	29	4	11	15	4	8	2	3	5	2
	Fort Wayne	IHL	0	-	-	-	-	2	0	1	1	0
1999-00	Grand Rapids	IHL	24	3	8	11	15	—	—	—	—	—
	Providence	AHL	8	0	4	4	0	—	—	—	—	—
	Fort Wayne	UHL	20	15	15	30	6	13	6	8	14	8
2000-01	Sibir Novosibirsk	Russia	43	21	32	53	80	12	3	4	7	37
2001-02	HK CSKA	Russia	41	14	21	35	12	10	5	4	9	0
2002-03	Khimik Voskresensk	Russia	39	14	14	28	10	14	6	7	13	4
2003-04	Torpedo Nizhny	Russia	31	8	6	14	10	—	—	—	—	—
	Khimik Voskresensk	Russia	18	7	3	10	14	—	—	—	—	—
2004-05	Torpedo Nizhny	Russia	50	17	30	47	24	13	4	3	7	2
2005-06	Krylia Sovetov	Russia	48	21	46	67	42	—	—	—	—	—
	Torpedo Nizhny	Russia	3	2	3	5	2	8	4	1	5	4
2006-07	Torpedo Nizhny	Russia	28	10	17	27	16	12	1	4	5	4
2007-08	Fort Wayne	IHL	71	23	35	58	10	13	4	6	10	2
2008-09	Fort Wayne	IHL	60	28	35	63	28	11	2	8	10	0
2009-10	Fort Wayne	IHL	58	19	38	57	20	—	—	—	—	—

2015-16 KOMETS ROSTER as of 11/4/15

	<u>No.</u>	<u>Forwards</u>	<u>Pos</u>	<u>S</u>	<u>Ht</u>	<u>Wt</u>	<u>Place of Birth</u>	<u>Birthdate</u>	<u>2014-15 Team</u>	<u>GP</u>	<u>G</u>	<u>A</u>	<u>Pts</u>	<u>PIM</u>
1	9	Brett Perlini	C	L	6-2	202	Sault Ste Marie, Ont	6/14/90	Indy, ECHL	12	2	3	5	4
									Fort Wayne, ECHL	57	17	14	31	8
2	14	Reid Halabi	F	R	5-10	192	Edmonton, Alb	6/27/95	Chicoutimi, QMJHL	57	3	5	8	181
3	15	Mike Embach	LW	L	5-10	185	Orland park, Ill	1/17/88	Norfolk, AHL	3	0	0	0	2
									Fort Wayne, ECHL	69	24	46	70	78
4	17	Alex Belzile	RW	R	5-11	188	St-Eloi, Que	8/31/91	Idaho, ECHL	63	28	41	69	113
5	19	Shawn Szydlowski	RW	R	6-0	208	St. Clair Shores, MI	8/5/90	Binghamton, AHL	3	0	0	0	2
									Lake Erie, AHL	5	0	0	0	5
									Norfolk, AHL	3	0	1	1	0
									Fort Wayne, ECHL	57	38	36	74	50
6	20	Trevor Cheek	F	L	6-2	200	Vancouver, WA	12/29/92	Lake Erie, AHL	66	6	9	15	63
7	22	Jamie Schaafsma	C	L	6-2	200	Chatham, Ont	2/11/83	Allen, ECHL	72	17	32	49	54
8	23	Garrett Meurs	RW	R	6-0	180	Wingham, Ont	1/12/93	Lake Erie, AHL	20	0	0	0	8
									Fort Wayne, ECHL	30	12	10	22	42
9	45	Dean Ouellet	C	L	6-0	180	Edmundston, NB	8/5/87	Lyon, France	26	11	10	21	32
10	48	Garrett Thompson	LW	L	6-2	191	Traverse City, MI	3/7/90	Binghamton, AHL	65	6	8	14	33
11	51	Kyle Thomas	RW	R	6-0	191	Waltham, MA	1/31/90	Columbus, SPHL	19	8	7	15	15
									Quad City, ECHL	1	0	0	0	0
									Fort Wayne, ECHL	23	3	4	7	15
12	55	Brock Montgomery	RW	R	6-3	216	Moose Jaw, SK	7/18/92	Orlando, ECHL	58	13	24	37	73
13	97	Peter Sivak	F	L	5-11	200	Cheb, Czech Repub	3/21/82	Stockton, ECHL	29	10	16	26	16
									Orlando, ECHL	25	5	15	20	8
									Bridgeport, AHL	6	1	0	1	2
	<u>No.</u>	<u>Defense</u>	<u>Pos</u>	<u>S</u>	<u>Ht</u>	<u>Wt</u>	<u>Place of Birth</u>	<u>Birthdate</u>	<u>2014-15 Team</u>	<u>GP</u>	<u>G</u>	<u>A</u>	<u>Pts</u>	<u>PIM</u>
14	3	Gabriel Beaupre	D	L	6-0	200	Levis, Que	11/23/92	Lake Erie, AHL	35	1	3	4	23
									Fort Wayne, ECHL	11	2	5	7	18
15	7	Cody Corbett	D	L	6-1	194	Lakeland, MN	12/14/93	Lake Erie, AHL	47	3	3	6	20
16	8	Drew Daniels	D	R	6-2	192	Suffern, NY	6/7/89	Fort Wayne, ECHL	72	4	41	45	14
17	10	Jordon Southorn	D	L	6-3	205	Montreal, Que	5/15/90	Portland, AHL	26	3	6	9	8
									Gwinnett, ECHL	8	2	7	9	8
18	27	Justin Hamonic	D	R	6-5	210	Winnipeg, Man	2/14/94	Tri-City, WHL	72	1	18	19	95
									Alaska, ECHL	4	0	0	0	0
19	29	Will Weber	D	L	6-4	239	Gaylord, MI	10/28/88	Springfield, AHL	30	0	1	1	60
20	44	Cody Sol	D	L	6-5	242	Woodstock, Ont	2/11/91	Fort Wayne, ECHL	72	7	11	18	154
	<u>No.</u>	<u>Goaltenders</u>	<u>Pos</u>	<u>C</u>	<u>Ht</u>	<u>Wt</u>	<u>Place of Birth</u>	<u>Birthdate</u>	<u>2014-15 Team</u>	<u>GP</u>	<u>Ave</u>	<u>W</u>	<u>L</u>	<u>T/SL</u>
21	31	Pat Nagle	G	L	6-2	185	Bloomfield, MI	9/21/87	Fort Wayne, ECHL	33	2.48	23	7	2
									Rochester, AHL	2	4.53	2	0	0
									Grand Rapids, AHL	2	0.78	1	0	0
									Utica, AHL	1	3.07	1	0	1
22	60	Spencer Martin	G	C	6-3	204	Oakville, Ont	6/8/95	Mississauga, OHL	31	2.98	15	13	1

VP/General Manager: David Franke
 Head Coach: Gary Graham
 Assistant Coach: Konstantin Shafranov
 Trainer: Zachary Creighton ATC
 Equipment Manager: Joe Franke
 Equipment Manager: Aaron Franke

2015-16 KOMETS PLAYER BIOS



Belzile, Alex (bell-ZEEL) Fort Wayne Komets Number **17**

Right wing, shoots right, 5-11, 188 lbs. Born: St-Eloi, Quebec 8/31/1991

Season	Club	League	Regular Season					Playoffs				
			GP	G	A	TP	PM	GP	G	A	TP	PM
2009-10	Sherbrooke	QJHL	33	14	26	40	62	—	—	—	—	—
	Rimouski	QMJHL	31	10	24	34	20	12	7	4	11	14
2010-11	Rimouski	QMJHL	64	27	40	67	78	5	2	5	7	6
2011-12	Rimouski	QMJHL	63	22	70	92	85	21	7	18	25	28
2012-13	Gwinnett	ECHL	40	10	20	30	36	4	0	2	2	2
	Hamilton	AHL	14	3	5	8	11	—	—	—	—	—
2013-14	Gwinnett	ECHL	3	0	0	8	8	—	—	—	—	—
	Alaska	ECHL	16	4	8	12	0	18	3	7	10	18
2014-15	Idaho	ECHL	63	28	41	69	113	6	1	1	2	4

Profile: 2011-12— Completed his fourth year of juniors scoring career highs of 70 assists, 92 points and +31 before leading Rimouski in the 2012 playoffs with 18 assists and 25 points in 21 post season games. 2012-13— Made his pro debut appearing in 40 ECHL games with Gwinnett and adding 14 AHL games with Hamilton. 2013-14— Was on board with Alaska for the ECHL Kelly Cup Championship. 2014-15— Ranked second in scoring with Idaho with 69 points. Posted career highs of 28 goals, 41 assists, and 113 penalty minutes and leading Idaho with +24 in 63 games. 2015-16— Assigned by Colorado to Fort Wayne 10/6/15.



Beaupre, Gabriel (BOW-pray) Fort Wayne Komets Number **3**

Defense, shoots left, 6-0, 200 lbs. Born: Levis, Quebec 11/23/1992

Season	Club	League	Regular Season					Playoffs				
			GP	G	A	TP	PM	GP	G	A	TP	PM
2008-09	Val d'Or	QMJHL	52	0	3	3	48	—	—	—	—	—
2009-10	Val d'Or	QMJHL	56	2	5	7	94	6	1	1	2	8
2010-11	Val d'Or	QMJHL	66	3	15	18	73	4	0	1	1	4
2011-12	Val d'Or	QMJHL	62	6	15	21	102	4	0	0	0	6
2012-13	Val d'Or	QMJHL	4	0	0	0	0	—	—	—	—	—
	Lake Erie	AHL	43	1	4	5	67	—	—	—	—	—
	Denver	CHL	28	3	5	8	23	—	—	—	—	—
2013-14	Lake Erie	AHL	65	3	5	8	99	—	—	—	—	—
2014-15	Lake Erie	AHL	35	1	3	4	23	—	—	—	—	—
	Fort Wayne	ECHL	11	2	5	7	18	—	—	—	—	—

Profile: 2011— Selected by Colorado in round 6 of the 2011 NHL Entry Draft. 2011-12— Appeared in his fourth QMJHL season with Val d'Or ranking second on the team with 102 penalty minutes. 2012-13— Made his pro debut with Lake Erie in the AHL after four full seasons of juniors in the QMJHL with Val d'Or. Also skated 28 CHL games with Denver. 2013-14— Spent the entire season with Lake Erie appearing in 65 games. 2014-15— Skated four games with Lake Erie before being reassigned by Colorado to Fort Wayne 11/10/14. Recalled to Lake Erie 11/17/14. Reassigned to Fort Wayne 12/18/14. Reassigned to Lake Erie 1/5/15. 2015-16— Reassigned from San Antonio to Fort Wayne by Colorado 11/26/15.



Cheek, Trevor Fort Wayne Komets Number **20**

Forward, shoots left, 6-2, 200 lbs. Born: Vancouver, WA 12/29/1992

Season	Club	League	Regular Season					Playoffs				
			GP	G	A	TP	PM	GP	G	A	TP	PM
2010-11	Calgary	WHL	57	10	15	25	37	—	—	—	—	—
2011-12	Calgary	WHL	67	23	26	49	75	5	3	1	4	4
2012-13	Calgary	WHL	1	0	1	1	0	—	—	—	—	—
	Vancouver	WHL	39	18	14	32	35	—	—	—	—	—
	Edmonton	WHL	31	14	13	27	22	15	8	8	16	14
2013-14	Lake Erie	AHL	46	3	5	8	30	—	—	—	—	—
2014-15	Lake Erie	AHL	66	6	9	15	63	—	—	—	—	—

Profile: 2012-13— Capped a three year stint in the WHL scoring career highs of 32 goals, 28 assists, 60 points while sharing 71 games with Calgary, Vancouver and Edmonton. Signed an entry level contract with Colorado on 4/3/13. 2013-14— Made his pro debut appearing in 46 AHL games with Lake Erie. 2014-15— Skated his second full season in the AHL with Lake Erie scoring six goals and 15 points in 66 games. 2015-16— Assigned by Colorado to Fort Wayne 10/6/15. Made his ECHL debut 10/16/15 scoring a goal in a 5-3 Komet win at Kalamazoo.

2015-16 KOMETS PLAYER BIOS



Corbett, Cody

Fort Wayne Komets

Number **7**

Defense, shoots left, 6-1, 194 lbs. Born: Lakeland, MN 12/14/1993

Season	Club	League	Regular Season					Playoffs				
			GP	G	A	TP	PM	GP	G	A	TP	PM
2011-12	Edmonton	WHL	54	6	20	26	24	18	0	4	4	14
2012-13	Edmonton	WHL	71	7	35	42	48	20	2	8	10	14
2013-14	Edmonton	WHL	65	17	44	61	37	21	6	7	13	10
2014-15	Lake Erie	AHL	47	3	3	6	20	—	—	—	—	—

Profile: 2011-12— Began his juniors career winning the WHL championship with Edmonton. 2012-13— Led Edmonton defensemen with 35 assists and 42 points while adding a +38. 2013-14— Completed a three-year juniors career with Edmonton setting new team records for points and goals by a defenseman in a season, and career point totals for a blueliner with 129 points in 190 games. Led Edmonton defensemen with 17 goals. Ranked second on the Oil Kings with 44 assists and fourth with 61 points in 65 games. Named to the Memorial Cup All-Star Team. Helped Edmonton to the Western Hockey League championship and the franchise's first Memorial Cup title. Was a co-winner of the Edmonton's Top Defenseman award. 2014-15— Made his pro debut scoring three goals and six points in 47 AHL games with Lake Erie. 2015-16— Reassigned by Colorado to Fort Wayne 10/13/15. Made his ECHL debut 10/16/15 at Kalamazoo. Scored his first ECHL point (assist) 10/17/15 vs Kalamazoo.



Daniels, Drew

Fort Wayne Komets

Number **8**

Defense, shoots right, 6-2, 192 lbs. Born: Suffern, New York 6/7/1989

Season	Club	League	Regular Season					Playoffs				
			GP	G	A	TP	PM	GP	G	A	TP	PM
2008-09	Sioux City	USHL	53	9	19	28	24	—	—	—	—	—
2009-10	Northeastern Univ	Hockey East	32	4	4	8	4	—	—	—	—	—
2010-11	Northeastern Univ	Hockey East	38	3	6	9	18	—	—	—	—	—
2011-12	Northeastern Univ	Hockey East	34	0	7	7	10	—	—	—	—	—
2012-13	Allen	CHL	63	2	12	14	30	12	0	2	2	2
2013-14	Cincinnati	ECHL	44	1	6	7	29	—	—	—	—	—
	Utah	ECHL	13	0	0	0	7	2	0	0	0	0
2014-15	Fort Wayne	ECHL	72	4	41	45	14	12	2	4	6	4

Profile: 2008-09— Selected by San Jose Sharks in round 7 of the 2008 NHL Entry Draft. Appeared inn 53 games with Sioux City in the USHL..

2009-10— Made his college debut with Northeastern University Hockey East.

2012-13— Made his pro debut with Allen in the CHL appearing in 63 regular season games before skating 12 playoff games en route to the 2013 CHL Presidents' Cup.

2013-14— Split the season between Cincinnati and Utah in the ECHL.

2014-15— Traded to Fort Wayne by Utah June 13 to complete an earlier trade during 2013-14 with Utah for future considerations. Agreed to terms and added to Fort Wayne preseason roster 7/1/14. Komets ironman for the year (along with Cody Sol) appearing in all 72 regular season games.

Named ECHL AMI Graphics Plus Performer of the Year scoring a league high +46. Named the Komets' Defenseman of the Year after leading Fort Wayne defensemen with 41 assists (2nd among ECHL defensemen) and 45 points (6th among ECHL defensemen).

2015-16 KOMETS PLAYER BIOS



Embach, Mike (EMM-bach)

Fort Wayne Komets

Number **15**

Left wing, shoots left, 5-10, 185 lbs. Born: Orland Park, Illinois 1/17/1988

Season	Club	League	Regular Season					Playoffs				
			GP	G	A	TP	PM	GP	G	A	TP	PM
2005-06	Chicago	USHL	45	7	6	13	51	—	—	—	—	—
2006-07	Chicago	USHL	36	8	12	20	93	—	—	—	—	—
	Indiana	USHL	18	1	6	7	28	7	2	2	4	8
2007-08	Ferris State	CCHA	25	1	6	7	30	—	—	—	—	—
2008-09	Ferris State	CCHA	34	9	4	13	47	—	—	—	—	—
2009-10	Ferris State	CCHA	34	9	11	20	24	—	—	—	—	—
2010-11	Ferris State	CCHA	39	8	10	18	44	—	—	—	—	—
	Texas	AHL	5	0	0	0	4	—	—	—	—	—
2011-12	Chicago	ECHL	60	13	13	26	41	—	—	—	—	—
2012-13	Cincinnati	ECHL	55	18	16	34	46	17	5	12	17	16
	Lake Erie	AHL	2	0	1	1	2	—	—	—	—	—
2013-14	Cincinnati	ECHL	5	0	2	2	6	—	—	—	—	—
	Gwinnett	ECHL	11	6	4	10	8	—	—	—	—	—
	Fort Wayne	ECHL	52	22	19	41	46	11	4	5	9	15
2014-15	Norfolk	AHL	3	0	0	0	2	—	—	—	—	—
	Fort Wayne	ECHL	69	24	46	70	78	12	5	8	13	12
2015-16	Leksands	Sweden 1	9	1	0	1	4	—	—	—	—	—

Profile: 2007-08— Made his college debut with Ferris State CCHA.

2010-11— Completed his college career of four seasons with Ferris State scoring totals of 132 gp, 27g, 31a, 58pts, 145pim. Made his pro debut skating five AHL games with Texas.

2011-12— Made his ECHL debut with Chicago.

2012-13— Had a career year with Cincinnati ECHL ranking third on the Cyclones with 18 goals, fifth with 34 points in 55 games. Led Cincinnati in the playoffs with 17 points (5g, 12a) in 17 games.

2013-14— Started the season appearing in five games with Cincinnati before being traded to Gwinnett 11/13/13 where he scored six goals and 10 points in 11 games. Traded to Fort Wayne 12/12/13. Honored with the 2013-14 Bud Gallmeier Memorial Trophy for Community Service Award.

Honored with the Komets' 2013-14 Unsung Hero Award. Finished with a career year high of 28 goals, 25 assists and 53 points in 68 games. Led Komets in playoffs with five assists (tied Shawn Szydlowski).

2014-15— Agreed to terms and re-signed by Fort Wayne 6/30/14. Participated in Chicago's AHL training camp. Released and added to the Fort Wayne roster 10/6/14. Called up to Norfolk AHL 3/3/15. Returned to Fort Wayne 3/9/15. Led the Komets with 46 assists during regular season. Received four Komet team player awards for the year: Community Service Award, True Komet Award, Mr. Hustle Award and Defensive Forward Award. Led the Komets in playoffs with eight assists and 13 points.

2015-16- Started the year with a brief appearance with Sweden before returning to the States and joining the Fort Wayne training camp 10/8/15.



Halabi, Reid (huh-LAB-ee)

Fort Wayne Komets

Number **14**


Forward, shoots right, 5-10, 192 lbs. Born: Edmonton, Alberta 6/27/1995

Season	Club	League	Regular Season					Playoffs				
			GP	G	A	TP	PM	GP	G	A	TP	PM
2012-13	Lloydminster	AJHL	2	0	0	0	2	—	—	—	—	—
2013-14	Moncton	QMJHL	44	2	4	6	149	—	—	—	—	—
2014-15	Chicoutimi	QMJHL	57	3	5	8	181	1	0	0	0	0

Profile: 2012-13— Entered juniors with Lloydminster of the AJHL (Alberta Junior Hockey League) appearing in two games. 2013-14— Made his Quebec Major Junior Hockey League (QMJHL) leading Moncton with 149 penalty minutes while scoring two goals and six points in 44 games.

2014-15— Led the QMJHL with 181 penalty minutes appearing in 57 games with Chicoutimi scoring three goals and eight points.

2015-16— Participated in San Antonio's training camp.



Hamonic, Justin (HAMM-en-ick)

Fort Wayne Komets

Number **27**

Defense, shoots right, 6-5, 210 lbs. Born: Winnipeg, Manitoba 2/14/1994

Season	Club	League	Regular Season					Playoffs				
			GP	G	A	TP	PM	GP	G	A	TP	PM
2010-11	Winnipeg	MJHL	3	0	0	0	2	—	—	—	—	—
2011-12	Tri-City	WHL	39	0	4	4	20	15	1	0	1	0
2012-13	Tri-City	WHL	72	1	7	8	38	5	0	0	0	7
2013-14	Tri-City	WHL	72	1	14	15	46	5	1	0	1	6
2014-15	Tri-City	WHL	72	1	18	19	95	4	0	0	0	2
	Alaska	ECHL	4	0	0	0	0	—	—	—	—	—

Profile: 2014-15— Completed a four-year juniors career with Tri-City in the Western Hockey League (WHL) serving as captain and leading the Americans with 95 penalty minutes while scoring a juniors career high 18 assists and 19 points in 72 games. Voted American's MVP and was named Tri-City's Defenseman of the Year. Made his pro debut appearing in four ECHL games with Alaska. 2015-16— Acquired by Fort Wayne from Alaska 8/26/15 in exchange for future considerations and added to the preseason roster. Assigned by Colorado to Fort Wayne 10/6/15.

2015-16 KOMETS PLAYER BIOS




Martin, Spencer

Fort Wayne Komets Number **60**

Goal, catches left, 6-3, 204 lbs. Born: Oakville, Ontario 6/8/1995

Season	Club	League	Regular Season							Playoffs							
			GP	W	L	T	Mins	GA	SO	AVE	GP	W	L	Mins	GA	SO	AVE
2011-12	Mississauga	OHL	15	2	7	1	753	50	0	3.98	—	—	—	—	—	—	—
2012-13	Mississauga	OHL	46	17	21	4	2504	126	0	3.02	—	—	—	—	—	—	
2013-14	Mississauga	OHL	64	24	33	5	3562	210	3	3.54	—	—	—	—	—	—	
2014-15	Mississauga	OHL	31	15	13	1	1713	85	1	2.98	—	—	—	—	—	—	

Profile: 2011-12— Named to the OHL Second All-Rookie Team while making his juniors debut with Mississauga. 2013-14— Selected by Colorado in round 3 of the 2013 NHL Entry Draft prior to his third season with Mississauga in the OHL. 2014-15— Posted his juniors career high 2.98 goals against average capping a four-year juniors career with a 15-13-1 record in 31 appearances.



Meurs, Garrett (MEERS)

Fort Wayne Komets Number **23**

Right wing, shoots right, 6-0, 180 lbs. Born: Wingham, Ontario 1/12/1993

Season	Club	League	Regular Season					Playoffs				
			GP	G	A	TP	PM	GP	G	A	TP	PM
2009-10	Plymouth	OHL	62	16	18	34	22	9	1	2	3	0
2010-11	Plymouth	OHL	68	10	30	40	61	11	1	2	3	8
2011-12	Plymouth	OHL	67	20	23	53	67	—	—	—	—	—
2012-13	Plymouth	OHL	68	32	33	65	66	15	7	7	14	22
2013-14	Lake Erie	AHL	64	6	8	14	74	—	—	—	—	—
2014-15	Lake Erie	AHL	20	0	0	0	8	—	—	—	—	—
	Fort Wayne	ECHL	30	12	10	22	42	10	3	3	6	16

Profile: 2011— Selected by Colorado in round 5 of the 2011 NHL Entry Draft. 2012-13— Completed four years of juniors with Plymouth OHL, leading the Whalers with a juniors career high 65 points (32g, 33a) in 68 games. 2013-14— Signed an entry-level contract with Colorado on April 1, 2013. Made his pro debut appearing in 64 AHL games with Lake Erie. 2014-15— Skated three games with Lake Erie before being assigned to Fort Wayne 11/10/14. Named ECHL Player of the Week for the week ending 11/30/14. Recalled to Lake Erie 12/4/14. Reassigned to Fort Wayne 12/6/14. Recalled to Lake Erie 2/5/15. Reassigned to Fort Wayne from Lake Erie 4/14/15. Scored his first pro playoff goal and point in his first pro playoff game 4/17/15. 2015-16— Assigned to Fort Wayne by Colorado 10/6/15.



Montgomery, Brock

Fort Wayne Komets Number **55**

Right wing, shoots right, 6-3, 216 lbs. Born: Moose Jaw, SK 7/18/1992

Season	Club	League	Regular Season					Playoffs				
			GP	G	A	TP	PM	GP	G	A	TP	PM
2009-10	Kootenay	WHL	59	11	5	16	93	6	1	0	1	0
2010-11	Kootenay	WHL	54	1	10	11	81	8	1	0	1	4
2011-12	Kootenay	WHL	72	22	22	44	78	4	0	1	1	6
2012-13	Kootenay	WHL	58	31	17	48	76	5	1	2	3	2
2013-14	Texas	AHL	6	0	0	0	9	—	—	—	—	—
	Idaho	ECHL	45	9	15	24	26	9	2	2	4	11
2014-15	Orlando	ECHL	58	13	24	37	73	5	0	1	1	2

Profile: 2010-11— Helped Kootenay Ice win the WHL championship during his second year of juniors. 2012-13— Completed four years of juniors with Kootenay, ranking second on the Ice with 31 goals and third with 48 points. 2013-14— Made his pro debut appearing in six AHL games with Texas and 45 ECHL games with Idaho. 2014-15— Appeared in 58 ECHL games with Orlando scoring 13 goals and 24 assists and ranked fourth with 37 points. 2015-16— Acquired by Fort Wayne 8/10/15 in a trade for Eric Faille. Participated in San Antonio's training camp.

2015-16 KOMETS PLAYER BIOS



Nagle, Pat (NAY-gull)

(NAY-gull)

Fort Wayne Komets

Number **31**

Goal, catches left, 6-2, 185 lbs. Born: Bloomfield, Michigan 9/21/1987

		Regular Season										Playoffs					
Season	Club	League	GP	W	L	T	Mins	GA	SO	AVE	GP	W	L	Mins	GA	SO	AVE
2006-07	St. Louis	NAHL	36	24	8	4	2136	81	1	2.28	11	9	1	662	26	0	2.36
2007-08	Ferris State	CCHA	16	8	7	0	867	38	1	2.63	—	—	—	—	—	—	—
2008-09	Ferris State	CCHA	22	7	11	3	1246	59	0	2.84	—	—	—	—	—	—	—
2009-10	Ferris State	CCHA	26	12	10	3	1496	53	1	2.13	—	—	—	—	—	—	—
2010-11	Ferris State	CCHA	37	18	14	5	2192	74	3	2.02	—	—	—	—	—	—	—
2011-12	Florida	ECHL	39	20	14	3	2234	107	1	2.87	6	4	1	338	8	2	1.42
2012-13	Florida	ECHL	31	14	9	3	1688	85	0	3.02	—	—	—	—	—	—	—
	Syracuse	AHL	2	0	1	0	97	6	0	3.70	—	—	—	—	—	—	—
2013-14	Idaho	ECHL	43	23	14	4	2530	115	1	2.73	3	1	1	159	9	0	3.40
2014-15	Rochester	AHL	2	0	2	0	119	9	0	4.53	—	—	—	—	—	—	—
	Grand Rapids	AHL	2	1	0	0	77	1	0	0.78	—	—	—	—	—	—	—
	Utica	AHL	1	0	1	1	59	3	0	3.07	—	—	—	—	—	—	—
	Fort Wayne	ECHL	33	23	7	2	1938	80	1	2.48	5	3	2	334	12	0	2.15

Profile: 2006-07— Made the NAHL All-Rookie First Team and was named the NAHL Rookie of the Year after registering a 2.28 goals-against average and 24-8-4 record in 36 games with the St. Louis Bandits. Also named to the NAHL second All-Star Team.
 2007-08— Made his college debut with Ferris State in the CCHA.
 2010-11— Earned spots on the CCHA First All-Star Team and NCAA (West) First All-American Team in his fourth and final year with Ferris State.
 2011-12— Made his pro debut appearing in 39 games with Florida in the ECHL posting a 2.87 goals-against average and 20-14-3 record. Appeared in six playoff games with the Everblades registering a 1.42 goals-against average and posting two shutouts en route to the ECHL Kelly Cup Championship.
 2013-14— Spent the season with Idaho and ranked 12th in the ECHL with a 2.73 goals-against average and 23-14-4 record in 43 games.
 2014-15— Agreed to terms and added to Fort Wayne preseason roster 7/21/14. Opened the season with a four-game win streak and posted his first shutout of the season, third career, 11/12/14 at Kalamazoo 4-0 (18 saves). Logged AHL stints with Rochester, Grand Rapids and Utica during the season. Completed the regular season ranked eighth in the ECHL with 2.48 GAA. Named the Komets' Unsung Hero for 2014-15.
 2015-16— Participated in San Antonio's training camp.



Ouellet, Dean (wuh-LET)

(wuh-LET)

Fort Wayne Komets


Number **45**

Center, shoots left, 6-0, 180 lbs. Born: Edmundston, NB 8/5/1987

		Regular Season							Playoffs				
Season	Club	League	GP	G	A	TP	PM	GP	G	A	TP	PM	
2004-05	Cape Breton	QMJHL	55	7	24	31	37	5	2	2	4	4	
2005-06	Cape Breton	QMJHL	55	17	28	45	83	9	0	4	4	8	
2006-07	Cape Breton	QMJHL	70	40	45	85	115	16	9	10	19	18	
2007-08	Cape Breton	QMJHL	70	43	54	97	57	11	4	11	15	18	
2008-09	Univ of Moncton	CIS	27	7	23	30	18	—	—	—	—	—	
2009-10	Univ of Moncton	CIS	26	6	18	24	24	—	—	—	—	—	
2010-11	Univ of Moncton	CIS	28	13	17	30	52	—	—	—	—	—	
2011-12	Univ of Moncton	CIS	28	6	28	34	10	—	—	—	—	—	
2012-13	San Francisco	ECHL	66	24	28	52	75	5	3	3	6	6	
	Hamilton	AHL	5	0	0	0	2	—	—	—	—	—	
2013-14	San Francisco	ECHL	38	10	20	30	24	—	—	—	—	—	
	Fort Wayne	ECHL	16	1	9	10	8	9	4	2	6	4	
2014-15	Lyon	France	26	11	10	21	32	—	—	—	—	—	

Profile: 2007-08— Named captain of Cape Breton for his final year of juniors and set junior career highs with 43 goals, 54 assists and 97 points.
 2008-09— Tied for second on University of Moncton for points (30) scoring seven goals and 23 assists in his freshman year.
 2009-10— Led Moncton with 18 assists and tied team lead with 24 points. 2010-11— Tallied college career best 13 goals while leading Moncton in goals and assists (17) for a team best 30 points.
 2011-12— Led Moncton in assists (28) for third straight season and posted a team-high 34 points while serving as captain. Named Moncton University Male Athlete of the year, named to the CIS First All Star Team, named CIS Most Sportsmanlike Player of the year and selected to the CIS All-Canadian Second Team.
 2012-13— Made his pro debut with San Francisco ECHL finishing second on the Bulls in goals (24) and points (52). Ranked third in the ECHL among rookies in goals and tied for third in points. Named an ECHL All Star. Named the Bulls first and only Team MVP. Earned call-up to Hamilton AHL for five games.
 2013-14— Began year appearing in 38 games with San Francisco posting four point-scoring streaks (3, 4, 3, 4) and leading the Bulls with 20 assists and 30 points before becoming a free agent due to the Bulls' demise. Subsequently acquired by Fort Wayne 1/30/14. Finished the year with a career high 29 assists. Led Komets in playoffs with +9.
 2014-15— Logged 26 games during his first European stint with Lyon of the French Elite League.

2015-16 KOMETS PLAYER BIOS



Perlini, Brett (perr-LEE-nee)

Fort Wayne Komets

Number **9**

Center, shoots left, 6-2, 202 lbs. Born: Sault Ste. Marie, Ontario 6/14/90

Season	Club	League	Regular Season					Playoffs				
			GP	G	A	TP	PM	GP	G	A	TP	PM
2008-09	Michigan State Univ	CCHA	19	1	4	5	0	—	—	—	—	—
2009-10	Michigan State Univ	CCHA	20	7	5	12	10	—	—	—	—	—
2010-11	Michigan State Univ	CCHA	38	18	12	30	12	—	—	—	—	—
2011-12	Michigan State Univ	CCHA	39	9	22	31	22	—	—	—	—	—
2012-13	Bakersfield	ECHL	39	7	13	20	14	—	—	—	—	—
	Lake Erie	AHL	2	0	0	0	2	—	—	—	—	—
2013-14	Greenville	ECHL	17	2	3	5	2	—	—	—	—	—
	Toledo	ECHL	35	8	5	13	10	—	—	—	—	—
2014-15	Indy	ECHL	12	2	3	5	4	—	—	—	—	—
	Fort Wayne	ECHL	57	17	14	31	8	—	—	—	—	—

Profile: 2010— Selected by Anaheim in round 7 of the 2010 NHL Entry Draft following his second year at Michigan State. 2010-11— Led Michigan State with 18 goals his third season. 2011-13— Completed four years at Michigan State with a collegiate career high 22 assists and 31 points. 2012-13— Made his pro debut with Bakersfield in the ECHL. Also appeared in two AHL games with Lake Erie during his rookie season. 2013-14— Split the season in the ECHL with Greenville and Toledo. 2014-15— Started the season with Indy appearing in 12 games through 11/19/14 before being acquired by Fort Wayne 11/22/14. Finished with career highs of 19 goals, 17 assists and 36 points in 69 games. 2015-16— Participated in San Antonio's AHL training camp. Released and added to Fort Wayne roster 10/6/15.



Schaafsma, Jamie (SHAFFS-muh)

Fort Wayne Komets

Number **22**

Center, shoots left, 6-2, 200 lbs. Born: Chatham, Ontario 2/11/1983

Season	Club	League	Regular Season					Playoffs				
			GP	G	A	TP	PM	GP	G	A	TP	PM
2004-05	Geleen	Holland	23	20	15	35	18	4	1	4	5	10
2005-06	Geleen	Holland	39	13	31	44	58	4	4	0	4	4
2006-07	Amsterdam	Holland	24	18	17	35	61	5	3	2	5	8
	Netherlands	WC D1	5	3	3	6	10	—	—	—	—	—
2007-08	Fassa	Italy	32	20	25	45	38	8	7	4	11	4
	Netherlands	WC D1	5	4	1	5	6	—	—	—	—	—
2008-09	Fischtown	Germany2	25	9	12	21	47	—	—	—	—	—
	Bolzano	Italy	12	2	4	6	26	2	2	0	2	0
	Netherlands	WC D1	5	5	2	7	0	—	—	—	—	—
2009-10	Flint	IHL	75	30	35	65	109	12	6	8	14	8
2010-11	Gherdeina	Italy2	30	18	28	46	36	15	13	9	22	16
	Netherlands	WC D1	4	2	2	4	2	—	—	—	—	—
2011-12	Gherdeina	Italy2	37	25	31	56	76	16	13	18	31	20
	Allen	CHL	66	24	23	47	50	19	5	7	12	16
2013-14	Houston	AHL	1	0	0	0	0	—	—	—	—	—
	Allen	CHL	61	21	34	55	50	17	10	10	20	18
2014-15	Allen	ECHL	72	17	32	49	54	25	5	11	16	12

Profile: 2004-05— Began his career in Europe appearing in 23 games with Geleen of the Holland elite league. 2006-07— Won his first of two Dutch Beker Cup Championships with Netherlands. 2007-08— Led Fassa with 20 goals and 45 points in 32 regular season games in the Italy elite league before repeating with Netherlands for a second Dutch Beker Cup Championship. 2008-09— Won the Italy Championship with Bolzano before leading Netherlands to the World Championship with five goals. 2009-10— Made his American pro debut skating 75 games with Flint in the IHL, leading the Generals with career highs of 30 goals and 65 points. 2012-13— Won the first of three straight league championships with Allen in the CHL. Also logged an AHL game in Houston. 2013-14— Ranked third on Allen with 21 goals and added 34 assists for 54 points in 61 regular season games before leading the Americans to their second CHL Presidents' Cup Championship with 10 goals, 10 assists and 20 points in 17 playoff games. 2014-15— Was on board on Allen for their move to the ECHL and their third straight league championship, scoring five goals and 16 points in 25 playoff games en route to capturing the Kelly Cup. 2015-16— Agreed to terms with Fort Wayne 8/18/15 for his 12th pro year. American pro totals (Flint IHL, Allen CHL and ECHL): 274gp, 92g, 124a, 216pts.

2015-16 KOMETS PLAYER BIOS



Sivak, Peter (civic)

Fort Wayne Komets

Number **97**

Forward, shoots left, 5-11, 200 lbs. Born: Cheb, Czech Republic, 3/21/1982

Season	Club	League	Regular Season					Playoffs				
			GP	G	A	TP	PM	GP	G	A	TP	PM
2000-01	Liptovsky	Slova	36	1	3	4	14	2	0	0	0	0
2001-02	Trencin	Slova	33	5	2	7	4	—	—	—	—	—
2002-03	Trencin	Slova	53	14	4	18	64	12	1	1	2	12
2003-04	Trencin	Slova	40	3	4	7	20	1	0	0	0	0
2004-05	Dubnica	Slova	32	4	2	6	16	—	—	—	—	—
	Trencin	Slova	19	3	3	6	12	12	0	1	1	22
2005-06	Trencin	Slova	54	7	7	14	38	4	0	0	0	0
2006-07	Trencin	Slova	50	5	13	18	142	14	0	6	6	45
2007-08	Zilina	Slova	52	27	21	48	71	4	1	0	1	4
2008-09	Zilina	Slova	46	12	13	25	24	—	—	—	—	—
	Zvolen	Slova	8	4	2	6	6	13	2	4	6	26
2009-10	Zlin	Czech	52	2	11	13	57	6	0	0	0	0
2010-11	Zlin	Czech	45	2	7	9	35	4	0	0	0	2
2011-12	Zilina	Slova	55	21	30	51	70	5	1	2	3	8
2012-13	San Francisco	ECHL	64	33	23	56	28	3	1	2	3	2
	Worcester	AHL	9	4	1	5	4	—	—	—	—	—
2013-14	Alaska	ECHL	67	31	52	83	10	10	5	4	9	0
	Abbotsford	AHL	3	0	0	0	2	—	—	—	—	—
2014-15	Stockton	ECHL	29	10	16	26	16	—	—	—	—	—
	Orlando	ECHL	25	5	15	20	8	—	—	—	—	—
	Bridgeport	AHL	6	1	0	1	2	—	—	—	—	—

Profile: 2011-12— Completed a 12-year career of European play in the Czech Republic League and Slovakian Extraleague. Had a European career year in 2007-08 with Zilina leading the team with 27 goals and 48 points in 52 games. 2012-13— Made his American pro debut appearing in 64 ECHL games with San Francisco, leading the Bulls with 33 goals and 56 points. Also logged nine AHL games with Worcester. 2013-14— Had a career year with Alaska, leading the Aces and ranking second in the ECHL with 31 goals, 52 assists and 83 points (second to Fort Wayne's Brandon Marino in assists and points) in 67 games. Was on board with Alaska for the 2014 ECHL Kelley Cup Championship. Named to the ECHL First All-Star Team, received the ECHL Sportsmanship Award and earned the ECHL Plus Performer of the Year Award finishing with +49. Also skated three AHL games with Abbotsford. 2014-15— Split the ECHL season with Stockton and Orlando while also adding six games to his AHL experience with Bridgeport.

AHL totals: 18gp, 5g, 1a, 6pts. ECHL totals: 185gp, 79g, 106a, 185pts.



Sol, Cody (sole)

Fort Wayne Komets

Number **44**

Defense, shoots left, 6-5, 242 lbs. Born: Woodstock, Ontario 2/11/1991

Season	Club	League	Regular Season					Playoffs				
			GP	G	A	TP	PM	GP	G	A	TP	PM
2007-08	Saginaw	OHL	12	0	0	0	4	1	0	0	0	0
2008-09	Saginaw	OHL	66	1	6	7	128	8	0	0	0	0
2009-10	Saginaw	OHL	55	7	8	15	151	6	0	0	0	8
	Chicago	AHL	1	0	0	0	0	—	—	—	—	—
2010-11	Kitchener	OHL	60	4	13	17	114	7	0	3	3	10
2011-12	Kitchener	OHL	62	15	23	38	178	16	4	8	12	29
2012-13	Colorado	ECHL	25	5	3	8	109	—	—	—	—	—
	St. John's	AHL	26	1	3	4	63	—	—	—	—	—
2013-14	St. John's	AHL	1	0	0	0	0	—	—	—	—	—
	Ontario	ECHL	65	6	10	16	121	4	0	2	2	6
2014-15	Fort Wayne	ECHL	72	7	11	18	154	12	1	1	2	17

Profile: 2007-08— Made his juniors debut in the OHL appearing in 12 games with the Saginaw Spirit. 2009-10— Selected by Atlanta in round 5 of the 2009 NHL Entry Draft. Made his pro debut appearing in one game with Chicago of the AHL. 2011-12— Completed his 5-year juniors career in the OHL leading Kitchener defensemen with 15 goals and 178 penalty minutes. 2012-13— Split the season skating 26 AHL games with St. John's and 25 with Colorado in the ECHL. 2014-15— Logged a career year with seven goals, 11 assists and 18 points while leading the Komets with 154 penalty minutes. 2015-16— Participated in San Antonio's training camp.

2015-16 KOMETS PLAYER BIOS




Southorn, Jordon (SOUTH-horn) Fort Wayne Komets Number **10**

Defense, shoots left, 6-3, 205 lbs. Born: Montreal, Quebec 5/15/1990

Season	Club	League	Regular Season					Playoffs				
			GP	G	A	TP	PM	GP	G	A	TP	PM
2006-07	Prince Edward Island	QMJHL	58	5	5	10	76	7	0	0	0	2
2007-08	Prince Edward Island	QMJHL	69	12	19	31	70	4	0	1	1	4
2008-09	Prince Edward Island	QMJHL	64	6	35	41	71	5	0	2	2	10
2009-10	Prince Edward Island	QMJHL	67	4	19	23	62	5	0	0	0	10
2010-11	Trenton	ECHL	35	0	9	9	38	—	—	—	—	—
2011-12	Trenton	ECHL	28	6	10	16	29	—	—	—	—	—
	Providence	AHL	2	0	0	0	0	—	—	—	—	—
	Wheeling	ECHL	22	2	3	5	15	3	0	0	0	0
2012-13	Elmira	ECHL	64	11	23	34	77	6	1	1	2	6
2013-14	Elmira	ECHL	3	1	3	4	7	—	—	—	—	—
	Dundee	EIHL	3	0	2	2	4	—	—	—	—	—
	Portland	AHL	1	0	1	1	0	—	—	—	—	—
	Fort Wayne	ECHL	53	12	20	32	40	11	2	3	5	24
2014-15	Portland	AHL	26	3	6	9	8	—	—	—	—	—
	Gwinnett	ECHL	8	2	7	9	8	—	—	—	—	—

Profile: 2008— Selected by Buffalo in round 4 of the 2008 NHL Entry Draft.
 2009-10- Completed four seasons of juniors in the QMJHL with the Prince Edward Island Rockets.
 2010-11— Made his pro debut with Trenton in the ECHL.
 2011-12— Split the season between Trenton and Wheeling in the ECHL. Was called up to the AHL for two games with Providence.
 2012-13— Set career highs of 23 assists and 34 points in 64 games with Elmira, leading the Jackals defensemen in goals and points. Ranked second among ECHL defensemen with +27.
 2013-14— Started the season with Elmira appearing in three games before traveling to England for three games with Dundee of the EIHL (Elite Ice Hockey League in the United Kingdom). Returned to the states and traded to Fort Wayne by Elmira for defenseman Nick Tuzzolino 11/25/13. Also appeared in a game with Portland AHL. Scored a career year high of 12 goals. Led Komet defensemen with 12 goals and 32 points. Named Komets' Defenseman of the Year. Led Komets in playoffs with 24 penalty minutes and led defensemen with two goals and five points.
 2014-15— Skated 26 AHL games with Portland and added eight ECHL games with Gwinnett averaging a point per game (2g, 7a).
 AHL Totals: 29gp, 3g, 8a, 11pts. ECHL Totals: 213gp, 34g, 75a, 109pts.



Szydlowski, Shawn Fort Wayne Komets Number **19**

Right wing, shoots right, 6-0, 208 lbs. Born: St. Clair Shores, Michigan 8/5/1990

Season	Club	League	Regular Season					Playoffs				
			GP	G	A	TP	PM	GP	G	A	TP	PM
2007-08	Erie	OHL	66	9	16	25	57	—	—	—	—	—
2008-09	Erie	OHL	61	23	23	46	80	5	3	0	3	14
2009-10	Erie	OHL	65	21	27	48	90	4	1	4	5	2
2010-11	Erie	OHL	66	41	37	78	79	7	2	5	7	14
	Portland	AHL	2	0	0	0	0	—	—	—	—	—
2011-12	Rochester	AHL	53	0	8	8	21	—	—	—	—	—
	Gwinnett	ECHL	6	1	2	3	0	—	—	—	—	—
2012-13	Rochester	AHL	7	0	0	0	0	—	—	—	—	—
	Fort Worth	CHL	45	10	16	26	41	7	2	4	6	12
2013-14	Fort Wayne	ECHL	63	11	15	26	46	11	6	5	11	4
2014-15	Binghamton	AHL	3	0	0	0	2	—	—	—	—	—
	Lake Erie	AHL	5	0	0	0	5	—	—	—	—	—
	Norfolk	AHL	3	0	1	1	0	—	—	—	—	—
	Fort Wayne	ECHL	57	38	36	74	50	8	2	4	6	4

Profile: 2010-11— Completed four years of OHL play with the Erie Otters and made his pro debut appearing in two AHL games with Portland. Signed a three-year, entry level NHL contract with the Buffalo Sabres as an undrafted free agent 4/8/2011.
 2011-12— Skated 53 AHL games in his rookie season with Rochester and made his ECHL debut playing six games with Gwinnett.
 2012-13— Played the majority of the season in the CHL with the Fort Worth Brahmas (45 gp) and also skated seven games with Rochester.
 2013-14— Assigned to Fort Wayne by Rochester 10/23/13. Named Komets' 2013-14 Most Improved Player. Led Komets in playoffs with six goals, five assists (tied) and 11 points.
 2014-15— Participated in the Lake Erie AHL training camp. Released and added to the Fort Wayne roster 10/8/14. Scored his first pro hat trick, tied Fort Wayne record of five goals in a game by a player and tied the ECHL record of three short-handed goals in a game 3/21/15 vs Missouri, 6-4 win. Named to 2014-15 All-ECHL First Team. Led Komets with 38 goals and 74 points during regular season. Named Komets Most Valuable Player for 2014-15.

2015-16 KOMETS PLAYER BIOS



Thomas, Kyle

Fort Wayne Komets

Number **51**

Right Wing, shoots right, 6-0, 191 lbs. Born: Waltham, MA 1/31/1990

Season	Club	League	Regular Season					Playoffs				
			GP	G	A	TP	PM	GP	G	A	TP	PM
2009-10	Norwich University	ECAC-III	31	23	9	32	20	—	—	—	—	—
2010-11	Norwich University	ECAC-III	29	16	12	28	20	—	—	—	—	—
2011-12	Norwich University	ECAC-III	26	16	21	37	24	—	—	—	—	—
2012-13	Norwich University	ECAC-III	28	13	16	29	40	—	—	—	—	—
2013-14	Reading	ECHL	6	0	0	0	9	—	—	—	—	—
2014-15	Quad City	ECHL	1	0	0	0	0	—	—	—	—	—
	Columbus	SPHL	19	8	7	15	15	—	—	—	—	—
	Fort Wayne	ECHL	23	3	4	7	15	—	—	—	—	—

Profile: 2009-10— Made his college debut leading Norwich University with 23 goals. Selected ECAC-E Rookie of the Year and selected to the ECAC-E All-Rookie Team. 2010-11— Ranked third on Norwich with 16 goals. 2011-12— Ranked second on Norwich with 16 goals and 21 assists. Selected to the ECAC-E First Team All-Conference. Selected to NEHWA Division II-III All-Star Team and was a CCM East Region Second Team All-American. 2012-13— Completed his four-year collegiate career ranking third on Norwich with 13 goals and fourth with 29 points. Won the NCAA Division III National Championship with Norwich. 2013-14— Made his pro debut appearing in six games with Reading in the ECHL. 2014-15 Began the season playing one game with Quad City in the ECHL before joining Columbus in the SPHL. Skated 19 games with Columbus and ranked fourth on the Cottonmouths with eight goals and 15 points before he joined the Komets in January, 2015.



Thompson, Garrett

Fort Wayne Komets

Number **48**

Left wing, shoots left, 6-2, 191 lbs. Born: Traverse City, MI 3/7/90

Season	Club	League	Regular Season					Playoffs				
			GP	G	A	TP	PM	GP	G	A	TP	PM
2007-08	Traverse City	NAHL	24	5	2	7	27	—	—	—	—	—
2008-09	Traverse City	NAHL	40	11	12	23	26	—	—	—	—	—
2009-10	Traverse City	NAHL	57	24	26	50	75	—	—	—	—	—
2010-11	Ferris State Univ	CCHA	18	4	2	6	2	—	—	—	—	—
2011-12	Ferris State Univ	CCHA	41	11	12	23	20	—	—	—	—	—
2012-13	Ferris State Univ	CCHA	37	11	15	26	22	—	—	—	—	—
2013-14	Ferris State Univ	CCHA	43	16	16	32	42	—	—	—	—	—
	Binghamton	AHL	7	1	2	3	0	2	0	0	0	0
	Binghamton	AHL	65	6	8	14	33	—	—	—	—	—

Profile: 2010-11- Began a four-year CCHA college career at Ferris State University. 2011-12— Helped the Bull Dogs to an NCAA Regular Season Championship. 2012-13- Ranked second with Ferris State with 15 assists and 26 points in 26 games. 2013-14— Led Ferris State with 16 goals and 32 points in 43 games. Made his pro debut appearing in seven AHL games with Binghamton. 2014-15— Skated his first full pro season with Binghamton appearing in 65 games. 2015-16— Agreed to terms and added to the Fort Wayne preseason roster 10/8/15. Made his ECHL debut 10/16/15 at Kalamazoo scoring a goal and two assists in a 5-3 Komets win.



Weber, Will

Fort Wayne Komets

Number **29**

Defense, shoots left, 6-4, 239 lbs. Born: Gaylord, Michigan 10/28/1988

Season	Club	League	Regular Season					Playoffs			
			GP	G	A	TP	PM	G	A	TP	PM
2007-08	Chicago	USHL	46	8	10	18	137	—	—	—	—
2008-09	Miami Univ (Ohio)	CCHA	38	3	2	5	75	—	—	—	—
2009-10	Miami Univ (Ohio)	CCHA	43	1	9	10	62	—	—	—	—
2010-11	Miami Univ (Ohio)	CCHA	33	1	10	11	57	—	—	—	—
	Miami Univ (Ohio)	CCHA	40	0	4	4	69	—	—	—	—
2012-13	Springfield	AHL	2	0	0	0	0	—	—	—	—
	Springfield	AHL	58	2	3	5	82	8	0	0	0
	Evansville	ECHL	8	0	0	0	14	—	—	—	—
2013-14	Springfield	AHL	63	1	4	5	100	5	0	0	0
2014-15	Springfield	AHL	30	0	1	1	60	—	—	—	—

Profile: 2007-08— Selected by Columbus in round 2 of the 2007 NHL Entry Draft before joining Chicago in the USHL his first year after high school. 2008-09— Made his collegiate debut with Miami University-Ohio leading defensemen with goals (3) and leading the team with 75 penalty minutes. 2009-10— Helped Miami University-Ohio to the regular season championship. Named CCHA's Best Defensive Defenseman during his sophomore season. 2010-11— Was on board as the Redhawks captured the CCHA Tournament championship. 2011-12— Completed four year college career with Miami University-Ohio and served as Captain. Led Redhawks with 69 penalty minutes. Made his pro debut appearing in two AHL games with Springfield. 2012-13— Skated 58 AHL games with Springfield and made his ECHL debut logging eight games with Evansville. 2013-14— Played first full season in the AHL with Springfield. Tied for second on the Falcons with 100 penalty minutes. 2015-16— Participated in San Antonio's training camp before being assigned to Fort Wayne's training camp 10/3/15.

2014-15 SEASON REVIEW

ECHL 2014-15 FINAL STANDINGS

EASTERN

NORTH	GP	W	L	OTL	SOL	PTS	PCT	GF	GA	PIM	HOME	ROAD	LAST TEN	STREAK	S/O
1. xyz Toledo	72	50	15	5	2	107	0.743	281	182	785	26-6-2-2	24-9-3-0	7-2-1-0	1-0-0-0	9-2
2. x Fort Wayne	72	48	18	2	4	102	0.708	251	200	1033	26-5-2-3	22-13-0-1	7-3-0-0	1-0-0-0	8-4
3. x Kalamazoo	72	36	30	3	3	78	0.542	226	233	1053	21-13-1-1	15-17-2-2	5-4-1-0	0-1-0-0	1-3
4. x Wheeling	72	37	33	1	1	76	0.528	210	213	1435	22-12-1-1	15-21-0-0	7-3-0-0	4-0-0-0	4-1
5. Cincinnati	72	31	30	2	9	73	0.507	195	212	963	17-13-2-4	14-17-0-5	4-2-1-3	0-1-0-2	1-9
6. Indy	72	31	30	4	7	73	0.507	197	221	1026	17-15-2-2	14-15-2-5	6-2-0-2	4-0-0-1	4-7
7. Evansville	72	15	48	6	3	39	0.271	169	271	1184	9-22-4-1	6-26-2-2	1-8-1-0	0-3-1-0	0-3

EAST	GP	W	L	OTL	SOL	PTS	PCT	GF	GA	PIM	HOME	ROAD	LAST TEN	STREAK	S/O
1. xy Florida	72	49	16	2	5	105	0.729	267	208	1016	25-8-0-3	24-8-2-2	6-3-0-1	2-0-0-0	4-5
2. x South Carolina	72	45	20	1	6	97	0.674	224	163	1065	20-11-1-4	25-9-0-2	8-2-0-0	1-0-0-0	6-6
3. x Reading	72	45	21	4	2	96	0.667	259	210	964	21-13-0-2	24-8-4-0	5-5-0-0	1-0-0-0	6-2
4. x Orlando	72	37	25	6	4	84	0.583	236	215	949	18-13-3-2	19-12-3-2	4-3-2-1	0-2-0-0	5-4
5. Greenville	72	39	29	1	3	82	0.569	216	215	1087	22-14-0-0	17-15-1-3	8-2-0-0	4-0-0-0	7-3
6. Elmira	72	32	33	0	7	71	0.493	186	217	1445	19-14-0-3	13-19-0-4	2-8-0-0	0-5-0-0	2-7
7. Gwinnett	72	20	45	3	4	47	0.326	174	263	1224	13-20-1-2	7-25-2-2	3-6-0-1	0-1-0-0	1-4

WESTERN

CENTRAL	GP	W	L	OTL	SOL	PTS	PCT	GF	GA	PIM	HOME	ROAD	LAST TEN	STREAK	S/O
1. xy Allen	72	48	14	6	4	106	0.736	292	203	1644	24-6-5-1	24-8-1-3	8-0-1-1	9-0-1-1	3-4
2. x Rapid City	72	37	28	2	5	81	0.562	218	206	1229	16-16-1-3	21-12-1-2	6-2-0-2	0-2-0-2	4-5
3. x Quad City	72	37	28	4	3	81	0.562	205	186	1180	17-16-2-1	20-12-2-2	6-4-0-0	3-0-0-0	6-3
4. x Tulsa	72	37	29	3	3	80	0.556	248	244	1350	18-16-1-1	19-13-2-2	4-4-2-0	2-0-1-0	6-3
5. Wichita	72	32	31	2	7	73	0.507	213	240	1508	16-16-0-4	16-15-2-3	2-7-0-1	0-2-0-1	4-7
6. Missouri	72	28	35	5	4	65	0.451	192	231	1426	14-18-1-3	14-17-4-1	5-3-1-1	3-0-1-0	2-4
7. Brampton	72	23	46	3	0	49	0.340	181	298	1144	11-24-1-0	12-22-2-0	2-8-0-0	0-1-0-0	2-0

PACIFIC	GP	W	L	OTL	SOL	PTS	PCT	GF	GA	PIM	HOME	ROAD	LAST TEN	STREAK	S/O
1. xy Idaho	72	48	18	2	4	102	0.708	258	187	1170	25-8-1-2	23-10-1-2	8-1-0-1	2-0-0-0	5-4
2. x Ontario	72	43	19	4	6	96	0.667	239	184	1345	22-9-2-3	21-10-2-3	7-2-0-1	1-0-0-0	5-6
3. x Colorado	72	41	23	4	4	90	0.625	236	209	1457	23-9-2-2	18-14-2-2	2-3-4-1	0-1-1-1	3-4
4. x Utah	72	37	27	5	3	82	0.569	213	219	1170	21-12-1-2	16-15-4-1	7-3-0-0	2-0-0-0	5-3
5. Alaska	72	35	30	3	4	77	0.535	237	233	1211	20-12-2-2	15-18-1-2	5-5-0-0	0-1-0-0	3-4
6. Bakersfield	72	26	38	3	5	60	0.417	202	265	1047	13-19-1-3	13-19-2-2	2-8-0-0	0-1-0-0	5-5
7. Stockton	72	21	49	1	1	44	0.306	199	296	1557	15-19-1-1	6-30-0-0	3-6-0-1	1-0-0-0	2-1

x = Clinched Playoff Position
 y = Clinched Division
 z = Regular Season Champion

2014-15 SEASON REVIEW

Fort Wayne Komets 2014-15 Regular Season Team Statistics -Final-

No.	PLAYER	POS	GP	G	A	PTS	+/-	PIM	PP	PPA	SHG	SHA	GW	FG	IG	OT	UA	EN	SOG	SOA	SGW	SO%	SH	SH%
27	Shawn Szydlowski	RW	57	38	36	74	34	50	8	7	4	5	6	5	5	3	3	3	5	10	2	50.0	219	17.4
15	Mike Embach	LW	69	24	46	70	25	78	5	16	2	0	4	7	3	0	1	0	0	10	0	0.0	225	10.7
36	Matthew Pistilli	RW	58	21	35	56	-2	24	2	15	2	0	6	5	1	0	1	2	4	8	3	50.0	162	13.0
72	* Eric Faille	C	45	27	27	54	31	11	3	1	4	3	3	5	2	0	2	2	2	8	1	25.0	119	22.7
8	Drew Daniels	D	72	4	41	45	46	14	1	9	0	2	0	0	0	0	0	0	0	0	0	0.0	98	4.1
55	James Martin	D	60	9	32	41	4	40	2	14	0	4	1	3	0	0	1	0	0	1	0	0.0	115	7.8
17	Matt Lowry (total)	C	73	10	29	39	-9	103	2	9	1	0	2	4	0	0	0	0	0	1	0	0.0	134	7.5
	EVN	C	41	7	18	25	-13	58	1	5	1	0	1	2	0	0	0	0	0	0	0	0.000	70	10.0
	FW	C	32	3	11	14	4	45	1	4	0	0	1	2	0	0	0	0	0	1	0	0.000	64	4.7
24	Christian Ouellet	RW	62	16	21	37	3	40	6	7	0	0	2	2	2	0	3	0	0	2	0	0.0	141	11.3
10	Brett Perlini (total)	C	69	19	17	36	-3	12	7	4	1	0	3	3	4	0	1	0	5	8	2	62.5	175	10.9
	IND	C	12	2	3	5	-9	4	1	1	0	0	0	1	0	0	0	0	2	2	0	1.000	28	7.1
	FW	C	57	17	14	31	6	8	6	3	1	0	3	2	4	0	1	0	3	6	2	0.500	147	11.6
22	C.J. Severyn	LW	51	9	18	27	-1	44	2	6	0	2	4	3	0	0	0	0	0	1	0	0.0	112	8.0
23	x Garrett Meurs	RW	30	12	10	22	-2	42	2	8	0	0	2	1	2	0	0	0	0	1	0	0.0	62	19.4
19	x Thomas Frazee	C	38	12	9	21	2	24	3	1	0	1	1	2	2	0	1	0	2	4	0	50.0	79	15.2
64	J.M. Rizk (total)	RW	50	5	14	19	-15	29	1	3	0	1	0	3	1	0	0	0	0	2	0	0.0	79	6.3
	RC	RW	28	3	8	11	-12	19	0	3	0	1	0	1	1	0	0	0	0	1	0	0.000	48	6.3
	FW	RW	22	2	6	8	-3	10	1	0	0	0	0	2	0	0	0	0	0	1	0	0.000	31	6.5
4	Joey Leach	D	52	2	17	19	37	48	0	0	0	0	1	1	0	1	0	0	0	1	0	0.0	71	2.8
44	Cody Sol	D	72	7	11	18	0	154	3	0	0	0	2	0	0	0	0	0	0	0	0	0.0	132	5.3
20	Paul Crowder	C	25	8	9	17	0	8	3	4	0	0	1	0	1	0	0	0	3	4	0	75.0	53	15.1
92	x Mitchell Heard	LW	12	10	6	16	7	15	1	2	0	0	1	3	0	0	2	0	0	1	0	0.0	35	28.6
71	*x Nathan Condon	LW	19	4	7	11	4	4	0	0	0	0	0	0	2	0	0	2	0	0	0	0.0	32	12.5
25	* Ian Barteaux	D	47	3	5	8	3	69	2	0	0	1	0	0	0	0	0	0	0	0	0	0.0	91	3.3
53	William Lacasse	D	52	3	5	8	2	40	0	0	0	0	2	0	0	0	0	0	0	0	0	0.0	64	4.7
14	*x Kyle Thomas (total)	RW	24	3	4	7	2	15	0	0	0	0	0	0	1	0	0	0	0	0	0	0.0	36	8.3
	QC	RW	1	0	0	0	-1	0	0	0	0	0	0	0	0	0	0	0	0	0	0	0.000	0	0.0
	FW	RW	23	3	4	7	3	15	0	0	0	0	0	0	1	0	0	0	0	0	0	0.000	36	8.3
9	x Gabriel Beaupre	D	11	2	5	7	2	18	0	1	0	0	0	1	0	0	0	0	0	0	0	0.0	12	16.7
9	x Dylan Quaille	D	13	1	6	7	5	0	0	0	0	0	0	1	0	0	0	0	0	0	0	0.0	18	5.6
79	Kaleigh Schrock	RW	40	4	2	6	10	52	0	0	0	1	0	1	0	0	1	0	0	1	0	0.0	59	6.8
29	x Matt Krug	D	45	0	6	6	7	110	0	1	0	0	0	0	0	0	0	0	0	0	0	0.0	75	0.0
7	*x Reid Petryk	LW	26	0	5	5	3	6	0	1	0	0	0	0	0	0	0	0	0	0	0	0.0	31	0.0
52	Mikael Tam	D	17	1	3	4	2	10	1	0	0	0	0	0	0	0	0	0	0	0	0	0.0	35	2.9
39	Aaron Clarke	LW	14	0	4	4	-1	0	0	0	0	0	0	0	0	0	0	0	0	1	0	0.0	12	0.0
71	*x Brock Higgs	F	10	1	2	3	1	2	1	0	0	0	0	0	0	0	0	0	0	1	0	0.0	20	5.0
71	x Phil Bushbacher	F	8	0	1	1	1	7	0	0	0	0	0	0	0	0	0	0	0	0	0	0.0	4	0.0
31	Pat Nagle	G	33	0	1	1	0	0	0	0	0	0	0	0	0	0	0	0	0	0	0	0.0	0	0.0
7	x Angelo Esposito	C	1	0	0	0	0	2	0	0	0	0	0	0	0	0	0	0	0	0	0	0.0	0	0.0
35	*x Eric Levine	G	1	0	0	0	0	0	0	0	0	0	0	0	0	0	0	0	0	0	0	0.0	0	0.0
35	*x Francois Tremblay	G	1	0	0	0	0	0	0	0	0	0	0	0	0	0	0	0	0	0	0	0.0	0	0.0
35	*x Garrett Bartus	G	3	0	0	0	0	2	0	0	0	0	0	0	0	0	0	0	0	0	0	0.0	0	0.0
35	*x Kevin Murdock (total)	G	3	0	0	0	0	0	0	0	0	0	0	0	0	0	0	0	0	0	0	0.0	0	0.0
	TUL	G	2	0	0	0	0	0	0	0	0	0	0	0	0	0	0	0	0	0	0	0.000	0	0.0
	FW	G	1	0	0	0	0	0	0	0	0	0	0	0	0	0	0	0	0	0	0	0.000	0	0.0
38	x Sami Aittokallio	G	4	0	0	0	0	2	0	0	0	0	0	0	0	0	0	0	0	0	0	0.0	0	0.0
92	*x Andrew Harrison (total)	F	4	0	0	0	-3	0	0	0	0	0	0	0	0	0	0	0	0	0	0	0.0	0	0.0
	EVN	F	1	0	0	0	-3	0	0	0	0	0	0	0	0	0	0	0	0	0	0	0.000	0	0.0
	FW	F	3	0	0	0	0	0	0	0	0	0	0	0	0	0	0	0	0	0	0	0.000	0	0.0
9	x Brett Beebe	RW	5	0	0	0	-2	5	0	0	0	0	0	0	0	0	0	0	0	0	0	0.0	3	0.0
35	x Mark Guggenberger (total)	G	25	0	0	0	0	4	0	0	0	0	0	0	0	0	0	0	0	0	0	0.0	0	0.0
	GWT	G	23	0	0	0	0	4	0	0	0	0	0	0	0	0	0	0	0	0	0	0.000	0	0.0
	FW	G	2	0	0	0	0	0	0	0	0	0	0	0	0	0	0	0	0	0	0	0.000	0	0.0
34	* Roman Will	G	29	0	0	0	0	2	0	0	0	0	0	0	0	0	0	0	0	0	0	0.0	0	0.0
	BENCH		72	8			32																8	
TOTALS			72	251	405	648	231	1033	53	100	13	19	40	46	25	4	16	9	19	62	8	0.306	2365	0.103

No.	GOALIE	GP	MINS	W	L	OTL	SOL	SO	EN	GA	GAA	SOGP	SOW	SOL	SOGA	SOA	SO%	SA	SVS	SV%
35	*x Francois Tremblay	1	60	1	0	0	0	1	0	0	0.00	0	0	0	0	0	0.000	21	21	1.000
35	*x Eric Levine	1	60	1	0	0	0	0	0	1	1.00	0	0	0	0	0	0.000	21	20	0.952
34	* Roman Will	29	1745	17	8	1	3	1	1	70	2.41	6	3	3	8	29	0.724	881	811	0.921
31	Pat Nagle	33	1938	23	7	1	1	1	3	80	2.48	5	4	1	5	26	0.808	856	776	0.907
35	x Mark Guggenberger (total)	25	1387	7	13	1	1	1	4	77	3.33	2	1	1	4	9	0.556			

2014-15 SEASON REVIEW

Fort Wayne Komets 2014-15 Regular Season Game-by-Game -Final-

Date	Opponent	Result	Record	Score	GWG	Goaltender	Opposing Goaltender	Attend
Oct. 17	at Indy	W	1-0-0-0	5-4 SO		Pat Nagle (4 GA, 32 SVS)	Mac Carruth (4 GA, 20 SVS)	6477
Oct. 18	Indy	W	2-0-0-0	4-3	Mitchell Heard	Pat Nagle (3 GA, 31 SVS)	Cody Reichard (4 GA, 23 SVS)	8788
Oct. 24	at Kalamazoo	W	3-0-0-0	3-2 OT	Shawn Szydlowski	Pat Nagle (2 GA, 26 SVS)	Joel Martin (3 GA, 26 SVS)	5122
Oct. 25	Missouri	W	4-0-0-0	6-2	Eric Faille	Pat Nagle (2 GA, 20 SVS)	John Griggs (6 GA, 23 SVS)	8113
Oct. 26	at Indy	W	5-0-0-0	4-0	Matthew Pistilli	Francois Tremblay (0 GA, 21 SVS)	Cody Reichard (4 GA, 33 SVS)	2447
Oct. 31	Kalamazoo	L	5-1-0-0	1-3		Pat Nagle (2 GA, 24 SVS)	Joel Martin (1 GA, 23 SVS)	6244
Nov. 1	Kalamazoo	W	6-1-0-0	5-4	C.J. Severyn	Sami Aittokallio (4 GA, 25 SVS)	Peter Mannino (1 GA, 17 SVS)	6934
Nov. 7	at Reading	W	7-1-0-0	4-3	Paul Crowder	Pat Nagle (3 GA, 25 SVS)	Connor Knapp (4 GA, 30 SVS)	3421
Nov. 8	at Reading	W	8-1-0-0	7-6	Cody Sol	Sami Aittokallio (6 GA, 15 SVS)	Martin Ouellette (7 GA, 32 SVS)	4018
Nov. 12	at Kalamazoo	W	9-1-0-0	4-0	Matthew Pistilli	Pat Nagle (0 GA, 18 SVS)	Joel Martin (4 GA, 23 SVS)	5106
Nov. 14	at Toledo	L	9-2-0-0	2-6		Sami Aittokallio (6 GA, 30 SVS)	Jeff Lerg (2 GA, 34 SVS)	4659
Nov. 15	at Cincinnati	W	10-2-0-0	5-4 SO		Sami Aittokallio (4 GA, 23 SVS)	Rob Madore (4 GA, 22 SVS)	6844
Nov. 19	at Toledo	L	10-3-0-0	3-6		Pat Nagle (6 GA, 24 SVS)	Jeff Lerg (3 GA, 35 SVS)	5099
Nov. 21	Kalamazoo	W	11-3-0-0	3-1	Eric Faille	Pat Nagle (1 GA, 23 SVS)	Joel Martin (2 GA, 35 SVS)	7863
Nov. 22	Greenville	L	11-4-0-0	1-3		Pat Nagle (2 GA, 23 SVS)	Jeff Malcolm (1 GA, 25 SVS)	7368
Nov. 27	Indy	W	12-4-0-0	2-1 SO		Pat Nagle (1 GA, 28 SVS)	Mac Carruth (1 GA, 31 SVS)	6798
Nov. 28	at Kalamazoo	W	13-4-0-0	4-1	Shawn Szydlowski	Eric Levine (1 GA, 20 SVS)	Oscar Dansk (3 GA, 43 SVS)	2150
Nov. 29	Orlando	W	14-4-0-0	6-4	Garrett Meurs	Pat Nagle (4 GA, 19 SVS)	Garret Sparks (5 GA, 25 SVS)	7279
Dec. 5	at Cincinnati	W	15-4-0-0	3-2 SO		Pat Nagle (2 GA, 24 SVS)	Sam Brittain (2 GA, 22 SVS)	2420
Dec. 6	at Indy	W	16-4-0-0	5-1	Garrett Meurs	Roman Will (1 GA, 24 SVS)	Cody Reichard (5 GA, 20 SVS)	3623
Dec. 12	at Evansville	W	17-4-0-0	4-2	Matthew Pistilli	Pat Nagle (2 GA, 24 SVS)	Chris Driedger (4 GA, 30 SVS)	3570
Dec. 13	at Evansville	W	18-4-0-0	2-1 OT	Shawn Szydlowski	Pat Nagle (1 GA, 19 SVS)	Chris Driedger (2 GA, 29 SVS)	6324
Dec. 14	Toledo	OTL	18-4-1-0	4-5 OT		Pat Nagle (5 GA, 25 SVS)	Jeff Lerg (4 GA, 35 SVS)	6811
Dec. 19	at Kalamazoo	W	19-4-1-0	5-4	Matthew Pistilli	Garrett Barts (4 GA, 27 SVS)	Oscar Dansk (5 GA, 29 SVS)	2328
Dec. 20	Indy	W	20-4-1-0	3-1	Eric Faille	Pat Nagle (1 GA, 29 SVS)	Mac Carruth (3 GA, 23 SVS)	6696
Dec. 21	Evansville	W	21-4-1-0	4-3 SO		Pat Nagle (3 GA, 30 SVS)	Branden Komm (1 GA, 16 SVS)	6353
Dec. 26	at Evansville	L	21-5-1-0	4-6		Pat Nagle (2 GA, 6 SVS)	Chris Driedger (4 GA, 30 SVS)	5762
Dec. 27	Evansville	W	22-5-1-0	5-1	Mike Embach	Pat Nagle (1 GA, 21 SVS)	Chris Driedger (5 GA, 25 SVS)	7191
Dec. 29	Quad City	L	22-6-1-0	5-7		Roman Will (6 GA, 22 SVS)	Evan Mosher (5 GA, 33 SVS)	7061
Dec. 31	Indy	W	23-6-1-0	6-3	Thomas Frazee	Pat Nagle (3 GA, 26 SVS)	Mac Carruth (5 GA, 24 SVS)	9444
Jan. 2	Wheeling	SL	23-6-1-1	4-5 SO		Roman Will (4 GA, 37 SVS)	Eric Hartzell (4 GA, 31 SVS)	7227
Jan. 4	at Toledo	W	24-6-1-1	3-2 SO		Roman Will (2 GA, 44 SVS)	Neil Conway (2 GA, 31 SVS)	11081
Jan. 9	at Greenville	W	25-6-1-1	4-1	Christian Ouellet	Roman Will (1 GA, 39 SVS)	Jason Missaen (1 GA, 32 SVS)	3784
Jan. 10	at Greenville	SL	25-6-1-2	2-3 SO		Roman Will (2 GA, 37 SVS)	Jeff Malcolm (2 GA, 37 SVS)	4564
Jan. 11	at Gwinnett	W	26-6-1-2	4-3	William Lacasse	Pat Nagle (3 GA, 37 SVS)	Mike Lee (4 GA, 26 SVS)	4038
Jan. 16	Evansville	W	27-6-1-2	4-2	C.J. Severyn	Roman Will (2 GA, 19 SVS)	Scott Greenham (4 GA, 37 SVS)	7894
Jan. 17	at Kalamazoo	L	27-7-1-2	2-4		Roman Will (4 GA, 24 SVS)	Joel Martin (2 GA, 21 SVS)	2988
Jan. 18	Kalamazoo	L	27-8-1-2	1-2		Roman Will (2 GA, 27 SVS)	Scott Munroe (1 GA, 23 SVS)	6110
Jan. 23	at Wheeling	L	27-9-1-2	4-5		Roman Will (5 GA, 20 SVS)	Franky Palazzese (4 GA, 34 SVS)	2247
Jan. 24	at Wheeling	W	28-9-1-2	4-1	Christian Ouellet	Garrett Barts (1 GA, 18 SVS)	Franky Palazzese (3 GA, 26 SVS)	3974
Jan. 30	Elmira	L	28-10-1-2	1-2		Roman Will (2 GA, 20 SVS)	Sam Marotta (1 GA, 22 SVS)	7299
Jan. 31	Toledo	W	29-10-1-2	3-2	Matthew Pistilli	Roman Will (2 GA, 27 SVS)	Jeff Lerg (3 GA, 27 SVS)	8714
Feb. 6	at Kalamazoo	L	29-11-1-2	3-6		Roman Will (4 GA, 22 SVS)	Joel Martin (3 GA, 36 SVS)	2510
Feb. 7	Kalamazoo	W	30-11-1-2	4-2	Brett Perlini	Pat Nagle (2 GA, 24 SVS)	Joel Martin (4 GA, 33 SVS)	7424
Feb. 8	Evansville	W	31-11-1-2	6-2	Brett Perlini	Pat Nagle (2 GA, 20 SVS)	Chris Driedger (6 GA, 40 SVS)	8127
Feb. 11	at Florida	L	31-12-1-2	2-3		Pat Nagle (3 GA, 18 SVS)	Andy Iles (2 GA, 27 SVS)	4818
Feb. 13	at Orlando	W	32-12-1-2	3-1	C.J. Severyn	Roman Will (1 GA, 44 SVS)	Maxime Clermont (3 GA, 24 SVS)	6735
Feb. 14	at Orlando	W	33-12-1-2	4-2	Matt Lowry	Roman Will (2 GA, 46 SVS)	Garret Sparks (4 GA, 23 SVS)	7206
Feb. 18	Toledo	SL	33-12-1-3	1-2 SO		Pat Nagle (1 GA, 25 SVS)	Jeff Lerg (1 GA, 28 SVS)	5283
Feb. 20	Gwinnett	W	34-12-1-3	2-1	Mike Embach	Roman Will (1 GA, 24 SVS)	Kent Patterson (2 GA, 40 SVS)	6041
Feb. 21	Gwinnett	W	35-12-1-3	3-2	Cody Sol	Pat Nagle (2 GA, 19 SVS)	Mark Guggenberger (3 GA, 33 SVS)	8189
Feb. 25	Evansville	W	36-12-1-3	4-3	Matthew Pistilli	Roman Will (3 GA, 22 SVS)	Branden Komm (4 GA, 47 SVS)	5290
Feb. 27	Indy	OTL	36-12-2-3	2-3 OT		Roman Will (3 GA, 13 SVS)	Shane Owen (2 GA, 33 SVS)	6739
Feb. 28	Indy	SL	36-12-2-4	4-5 SO		Roman Will (4 GA, 23 SVS)	Mac Carruth (4 GA, 53 SVS)	8649
Mar. 6	Kalamazoo	W	37-12-2-4	3-0	Brett Perlini	Roman Will (0 GA, 34 SVS)	Joel Martin (2 GA, 36 SVS)	7044
Mar. 11	at Kalamazoo	L	37-13-2-4	4-8		Kevin Murdock (8 GA, 18 SVS)	Joel Martin (4 GA, 29 SVS)	2483
Mar. 13	Toledo	W	38-13-2-4	2-1 OT	Joey Leach	Mark Guggenberger (1 GA, 25 SVS)	Neil Conway (2 GA, 32 SVS)	7710
Mar. 14	at Cincinnati	L	38-14-2-4	1-3		Mark Guggenberger (3 GA, 13 SVS)	Rob Madore (1 GA, 31 SVS)	7175
Mar. 15	Cincinnati	W	39-14-2-4	3-2	William Lacasse	Roman Will (2 GA, 21 SVS)	Rob Madore (3 GA, 29 SVS)	6188
Mar. 18	at Indy	W	40-14-2-4	4-1	Mike Embach	Roman Will (1 GA, 26 SVS)	Shane Owen (4 GA, 25 SVS)	2770
Mar. 20	at Kalamazoo	L	40-15-2-4	3-4		Roman Will (4 GA, 24 SVS)	Joel Martin (3 GA, 30 SVS)	4061
Mar. 21	Missouri	W	41-15-2-4	6-4	Shawn Szydlowski	Pat Nagle (4 GA, 31 SVS)	Josh Robinson (5 GA, 33 SVS)	8007
Mar. 22	Missouri	W	42-15-2-4	4-1	Mike Embach	Pat Nagle (1 GA, 31 SVS)	Mike Clemente (2 GA, 32 SVS)	8513
Mar. 25	at Elmira	W	43-15-2-4	7-3	Shawn Szydlowski	Roman Will (3 GA, 30 SVS)	Sam Marotta (4 GA, 24 SVS)	2352
Mar. 27	at Wheeling	L	43-16-2-4	1-2		Pat Nagle (2 GA, 30 SVS)	Eric Hartzell (1 GA, 35 SVS)	2359
Mar. 28	at Cincinnati	W	44-16-2-4	4-3 OT	Shawn Szydlowski	Pat Nagle (3 GA, 22 SVS)	Rob Madore (4 GA, 26 SVS)	6737
Apr. 1	Evansville	W	45-16-2-4	4-1	C.J. Severyn	Roman Will (1 GA, 33 SVS)	Alex Vazzano (4 GA, 29 SVS)	5228
Apr. 3	Elmira	W	46-16-2-4	4-1	James Martin	Roman Will (1 GA, 21 SVS)	Travis Fullerton (4 GA, 16 SVS)	6807
Apr. 4	at Indy	L	46-17-2-4	2-3		Roman Will (3 GA, 25 SVS)	Shane Owen (0 GA, 14 SVS)	3211
Apr. 8	Cincinnati	W	47-17-2-4	3-2 SO		Roman Will (2 GA, 29 SVS)	Rob Madore (2 GA, 23 SVS)	7760
Apr. 10	at Kalamazoo	L	47-18-2-4	0-6		Pat Nagle (6 GA, 15 SVS)	Joel Martin (0 GA, 35 SVS)	2903
Apr. 11	Cincinnati	W	48-18-2-4	3-2 SO		Roman Will (2 GA, 34 SVS)	Rob Madore (2 GA, 31 SVS)	8790

2014-15 SEASON REVIEW

KOMETS 2014-15 END-OF-SEASON TEAM PLAYER AWARDS

Saturday, April 11, 2015, the Komets announced their annual End-of-Season Player Awards following their regular season home finale against the Cincinnati Cyclones at the Memorial Coliseum in Fort Wayne. The awards were presented as follows:

- Bud Gallmeier Memorial Trophy/Community Service Award, for community service and dedication to the game of hockey in memory of long-time Komet beat writer Bud Gallmeier.
Winner: Mike Embach (second consecutive year)
- The Wiegmann Family "True Komet" Award, exemplifying team spirit and a positive attitude on and off the ice.
Winner: Mike Embach
- The Komet Kwarters Most Improved Player Award.
Winner: Brett Perlini
- The Mr. Hustle Award, in honor of the memory of Cliff and Jean Fell, Jim and William Fell, and Pat Curtis, long-time Komet fans. The award considers a player's personal statistics (goals, assists and on-ice hits at home) and overall up-tempo style of game.
Winner: Mike Embach
- The Unsung Hero Award, the Komets' 5/30 award in tribute to Komet Hall-of-Famers Robbie Irons and the late Terry Pembroke, given to the player whose hard work, dedication to his teammates and love of the game is in the true spirit of Komet legends Robbie Irons and Terry Pembroke.
Winner: Pat Nagle
- The NOB Brick Award, for the Stonewall Defensive Forward of the season.
Winner: Mike Embach
- The Komet Defenseman of the Year Award.
Winner: Drew Daniels
- The Komet Rookie of the Year Award.
Winner: Eric Faille
- The Komet Most Valuable Player Award, known as the Foss Folk Memorial Trophy sponsored by the Folk family and voted on by the Komet players themselves.
Winner: Shawn Szydowski

ALL TIME RECORDS 1952-2015

Fort Wayne Komet Hockey Club All Time Regular Season Records 1952-53 thru 2014-15, 63 seasons

International Hockey League seasons: 1952-53 thru 1998-99, 2007-08 thru 2009-10, 50 seasons

United Hockey League seasons: 1999-2000 thru 2006-07, 8 seasons

Central Hockey League seasons: 2010-11 and 2011-12, 2 seasons

ECHL seasons: 2012-13 thru 2014-15, 3 seasons

KOMETS SEASON RECORDS

Season	GP	W	L	OTL	T	Pts	Pct	GF	GA	Standings	Playoffs	Average Home Attend	
1952-53	60	20	38		2	42	.350	182	244	5 of 6	DNQ		
1953-54	64	29	30		5	63	.492	203	220	6 of 9	Lost quarterfinals		
1954-55	60	22	37		1	45	.375	181	235	6 of 6	DNQ		
1955-56	60	29	29		2	60	.500	272	219	3 of 6	Lost semifinals		
1956-57	60	25	29		6	56	.467	170	177	5 of 6	DNQ		
1957-58	64	28	28		8	64	.500	213	224	2 of 6	Lost semifinals		
1958-59	60	32	27		1	65	.542	236	213	2 of 5	Lost finals		
1959-60	68	50	16		2	102	.750	312	187	1 of 8	Lost finals		
1960-61	69	31	35		3	65	.471	304	265	5 of 8	Lost round robin first round series		
1961-62	68	33	31		4	70	.515	265	245	5 of 7	DNQ		
1962-63	70	35	30		5	75	.536	283	255	1 of 7	Won Turner Cup Championship		
1963-64	70	41	28		1	83	.593	322	264	2 of 7	Lost finals		
1964-65	70	40	25		5	85	.607	344	240	2 of 6	Won Turner Cup Championship		
1965-66	70	38	26		6	82	.586	312	259	2 of 6	Lost semifinals		
1966-67	72	40	31		1	81	.563	274	234	2 of 7	Lost finals		
1967-68	72	30	29		13	73	.507	282	272	4 of 7	Lost semifinals		
1968-69	72	24	33		15	63	.438	235	262	5 of 7	Lost semifinals		
1969-70	72	26	38		8	60	.417	241	266	6 of 8	Lost quarterfinals		
1970-71	72	28	32		12	68	.472	221	233	5 of 7	Lost quarterfinals		
1971-72	72	37	33		2	76	.528	291	244	4 of 8	Lost semifinals		
1972-73	74	48	23		3	99	.669	308	219	1 of 9	Won Turner Cup Championship		
1973-74	76	31	45		0	62	.408	245	305	8 of 9	DNQ		
1974-75	76	26	44		6	58	.382	247	313	9 of 11	DNQ		
1975-76	78	28	36		14	70	.449	289	309	6 of 9	Lost semifinals		
1976-77	78	32	36		10	74	.474	301	311	6 of 9	Lost semifinals	4098	
1977-78	80	40	23		17	97	.606	305	287	1 of 9	Lost semifinals	4773	
1978-79	80	45	29		6	96	.600	386	327	2 of 9	Lost semifinals	4945	
1979-80	80	40	27		13	93	.581	343	311	3 of 10	Lost finals	4295	
1980-81	82	37	30		15	89	.543	337	303	3 of 8	Lost semifinals	3826	
1981-82	82	35	36	5	6	81	.494	368	375	4 of 7	Lost semifinals	3069	
1982-83	82	45	24	2	11	103	.628	377	344	2 of 8	Lost semifinals	3767	
1983-84	82	52	22	1	7	112	.683	371	273	1 of 7	Lost semifinals	3772	
1984-85	82	37	29	5	11	90	.549	339	327	4 of 9	Lost semifinals	3399	
1985-86	82	52	22	8	0	112	.683	350	266	1 of 10	Lost finals	4179	
1986-87	82	48	26	8	0	104	.634	343	284	1 of 9	Lost semifinals	3908	
1987-88	82	48	30	4		100	.610	343	310	2 of 9	Lost quarterfinals	3952	
1988-89	82	46	30	6		98	.598	293	274	5 of 10	Lost semifinals	3385	
1989-90	82	37	34	11		85	.518	316	345	5 of 9	Lost quarterfinals	2978	
1990-91	83	43	35	5		91	.548	369	335	5 of 11	Lost finals	4798	
1991-92	82	52	22	8		112	.683	340	287	2 of 10	Lost quarterfinals	7320	
1992-93	82	49	27	6		104	.634	339	294	4 of 12	Won Turner Cup Championship	7711	
1993-94	81	41	29	11		93	.574	347	297	8 of 13	Lost finals	7630	
1994-95	81	34	39	8		76	.469	296	324	16 of 17	Lost quarterfinals	7438	
1995-96	82	39	35	8		86	.524	276	296	12 of 19	Lost quarterfinals	7332	
1996-97	82	28	47	7		63	.384	223	318	19 of 19	DNQ	6811	
1997-98	82	47	29	6		100	.610	270	243	8 of 18	Lost quarterfinals	6795	
1998-99	82	33	33	16		82	.500	250	280	12 of 16	Lost quarterfinals	6260	IHL
1999-00	74	40	27	7		87	.588	281	251	6 of 14	Lost semifinals	5641	
2000-01	74	42	26	6		90	.608	261	253	4 of 14	Lost semifinals	5882	
2001-02	74	37	24	13		87	.588	227	215	6 of 14	DNQ	6365	
2002-03	76	44	21	11		99	.651	249	191	1 of 10	Won Colonial Cup Championship	7221	
2003-04	76	53	17	6		112	.737	281	180	1 of 11	Lost semifinals	7777	
2004-05	80	51	24	5		107	.669	274	211	2 of 14	Lost finals	7401	
2005-06	76	44	26	6		94	.618	258	206	6 of 14	Lost quarterfinals	7421	
2006-07	76	51	21	4		106	.697	263	187	1 of 10	Lost semifinals	7588	UHL
2007-08	76	56	12	8		120	.789	280	186	1 of 6	Won Turner Cup Championship	7711	
2008-09	76	46	18	12		104	.684	288	213	1 of 6	Won Turner Cup Championship	7810	
2009-10	76	50	21	5		105	.691	263	183	2 of 7	Won Turner Cup Championship	7825	IHL
2010-11	66	31	27	8		70	.530	187	204	10 of 18	Lost quarterfinals	7460	
2011-12	66	40	19	7		87	.659	228	187	2 of 14	Won Presidents' Cup Championship	7770	CHL
2012-13	72	33	35	4		70	.486	205	246	19 of 23	DNQ	7583	
2013-14	72	36	24	12		84	.583	215	215	9 of 21	Lost quarterfinals	7211	ECHL
2014-15	72	48	18	6		102	.708	251	200	5 of 28	Lost quarterfinals	7277	
Totals	4706	2433	1807	245	221	5332	.567	17725	16263				

ALL TIME RECORDS 1952-2015, HOME AND ROAD

Fort Wayne Komet Hockey Club All Time Regular Season Records 1952-53 thru 2014-15, 63 seasons
 International Hockey League seasons: 1952-53 thru 1998-99, 2007-08 thru 2009-10, 50 seasons
 United Hockey League seasons: 1999-2000 thru 2006-07, 8 seasons
 Central Hockey League seasons: 2010-11 and 2011-12, 2 seasons
 ECHL seasons: 2012-13 thru 2014-15, 3 seasons

Season	KOMETS HOME RECORD							KOMETS ROAD RECORD						
	GP	W	L	OTL	T	Pts	Pct	GP	W	L	OTL	T	Pts	Pct
1952-53	31	14	16		1	29	.468	29	6	22		1	13	.224
1953-54	34	20	13		1	41	.603	30	9	17		4	22	.367
1954-55	30	16	13		1	33	.550	30	6	24		0	12	.200
1955-56	30	19	9		2	40	.667	30	10	20		0	20	.333
1956-57	30	18	8		4	40	.667	30	7	21		2	16	.267
1957-58	32	17	10		5	39	.609	32	11	18		3	25	.391
1958-59	30	20	9		1	41	.683	30	12	18		0	24	.400
1959-60	34	28	4		2	58	.853	34	22	12		0	44	.647
1960-61	35	22	11		2	46	.657	34	9	24		1	19	.279
1961-62	34	22	11		1	45	.662	34	11	20		3	25	.368
1962-63	35	23	12		0	46	.657	35	12	18		5	29	.414
1963-64	35	30	4		1	61	.871	35	11	24		0	22	.314
1964-65	35	25	7		3	53	.757	35	15	18		2	32	.457
1965-66	35	27	6		2	56	.800	35	11	20		4	26	.371
1966-67	36	23	12		1	47	.653	36	17	19		0	34	.472
1967-68	36	22	10		4	48	.667	36	8	19		9	25	.347
1968-69	36	21	8		7	49	.681	36	3	25		8	14	.194
1969-70	36	17	13		6	40	.556	36	9	25		2	20	.278
1970-71	36	21	8		7	49	.681	36	7	24		5	19	.264
1971-72	36	24	11		1	49	.681	36	13	22		1	27	.375
1972-73	37	27	9		1	55	.743	37	21	14		2	44	.595
1973-74	38	24	14		0	48	.632	38	7	31		0	14	.184
1974-75	38	16	18		4	36	.474	38	10	26		2	22	.289
1975-76	39	21	12		6	48	.615	39	7	24		8	22	.282
1976-77	39	26	9		4	56	.718	39	6	27		6	18	.231
1977-78	40	21	10		9	51	.638	40	19	13		8	46	.575
1978-79	40	32	7		1	65	.813	40	13	22		5	31	.388
1979-80	40	27	9		4	58	.725	40	13	18		9	35	.438
1980-81	41	23	9		9	55	.671	41	14	21		6	34	.415
1981-82	41	26	10	4	1	57	.695	41	9	26	1	5	24	.293
1982-83	41	31	5	1	4	67	.817	41	14	19	1	7	36	.439
1983-84	41	30	5	0	6	66	.805	41	22	17	1	1	46	.561
1984-85	41	26	8	3	4	59	.720	41	11	21	2	7	31	.378
1985-86	41	30	6	5	0	65	.793	41	22	16	3	0	47	.573
1986-87	41	32	7	2	0	66	.805	41	16	19	6	0	38	.463
1987-88	41	27	12	2		56	.683	41	21	18	2		44	.537
1988-89	41	26	11	4		56	.683	41	20	19	2		42	.512
1989-90	41	26	11	4		56	.683	41	11	23	7		29	.354
1990-91	41	26	13	2		54	.659	42	17	22	3		37	.440
1991-92	41	31	6	4		66	.805	41	21	16	4		46	.561
1992-93	41	26	12	3		55	.671	41	23	15	3		49	.598
1993-94	41	24	12	5		53	.646	40	17	17	6		40	.500
1994-95	41	18	21	2		38	.463	40	16	18	6		38	.475
1995-96	41	22	15	4		48	.585	41	17	20	4		38	.463
1996-97	41	15	22	4		34	.415	41	13	25	3		29	.354
1997-98	41	25	13	3		53	.646	41	22	16	3		47	.573
1998-99	41	23	9	9		55	.671	41	10	24	7		27	.329
1999-00	37	20	13	4		44	.595	37	20	14	3		43	.581
2000-01	37	26	9	2		54	.730	37	16	17	4		36	.486
2001-02	37	20	10	7		47	.635	37	17	14	6		40	.541
2002-03	38	25	7	6		56	.737	38	19	14	5		43	.566
2003-04	38	28	6	4		60	.789	38	25	11	2		52	.684
2004-05	40	27	12	1		55	.688	40	24	12	4		52	.650
2005-06	38	25	12	1		51	.671	38	19	14	5		43	.566
2006-07	38	27	9	2		56	.737	38	24	12	2		50	.658
2007-08	38	32	3	3		67	.882	38	24	9	5		53	.697
2008-09	38	21	9	8		50	.658	38	25	9	4		54	.711
2009-10	38	29	7	2		60	.789	38	21	14	3		45	.592
2010-11	36	19	12	5		43	.597	30	12	15	3		27	.450
2011-12	33	19	8	6		44	.667	33	21	11	1		43	.652
2012-13	36	16	20	0		32	.444	36	17	15	4		38	.528
2013-14	36	16	11	9		41	.569	36	20	13	3		43	.597
2014-15	36	26	5	5		57	.792	36	22	13	1		45	.625
Totals	2360	1486	643	126	105	3203	.679	2346	947	1164	119	116	2129	.454

ALL TIME RECORDS 1952-2015

Komets Top 4 Winningest Head Coaches:		
1	Al Sims	437
2	Greg Puhalski	271
3	Ken Ullyot	264
4	Robbie Laird	194

KOMETS HEAD COACHING RECORDS

Season	COACH	GP	W	L	OTL	T	Pts	Pct	Standings	Playoffs
1952-53	Alex Wood	60	20	38		2	42	.350	5 of 6	DNQ
1953-54	Jack Timmins	46	17	24		5	39	.424		
	Pat Wilson	18	12	6		0	24	.667	6 of 9	Lost quarterfinals
1954-55	Pat Wilson	60	22	37		1	45	.375	6 of 6	DNQ
1955-56	Doug McCaig	60	29	29		2	60	.500	3 of 6	Lost semifinals
1956-57	Doug McCaig	60	25	29		6	56	.467	5 of 6	DNQ
1957-58	Eddie Olson	64	28	28		8	64	.500	2 of 6	Lost semifinals
1958-59	Ken Ullyot	60	32	27		1	65	.542	2 of 5	Lost finals
1959-60	Ken Ullyot	68	50	16		2	102	.750	1 of 8	Lost finals
1960-61	Ken Ullyot	69	31	35		3	65	.471	5 of 8	Lost round robin first round series
1961-62	Art Stone	68	33	31		4	70	.515	5 of 7	DNQ
1962-63	Ken Ullyot	70	35	30		5	75	.536	1 of 7	Won Turner Cup Championship
1963-64	Ken Ullyot	70	41	28		1	83	.593	2 of 7	Lost finals
1964-65	Eddie Long	70	40	25		5	85	.607	2 of 6	Won Turner Cup Championship
1965-66	Eddie Long	70	38	26		6	82	.586	2 of 6	Lost semifinals
1966-67	Ken Ullyot	72	40	31		1	81	.563	2 of 7	Lost finals
1967-68	Ken Ullyot	72	30	29		13	73	.507	4 of 7	Lost semifinals
1968-69	Len Thornson	72	24	33		15	63	.438	5 of 7	Lost semifinals
1969-70	Moe Bartoli	72	26	38		8	60	.417	6 of 8	Lost quarterfinals
1970-71	Ken Ullyot	13	5	8		0	10	.385		
	Marc Boileau	59	23	24		12	58	.492	5 of 7	Lost quarterfinals
1971-72	Marc Boileau	72	37	33		2	76	.528	4 of 8	Lost semifinals
1972-73	Marc Boileau	74	48	23		3	99	.669	1 of 9	Won Turner Cup Championship
1973-74	Ted Wright	76	31	45		0	62	.408	8 of 9	DNQ
1974-75	Ted Wright	10	2	7		1	5	.200		
	Ralph Keller	66	24	37		5	53	.382	9 of 11	DNQ
1975-76	Ralph Keller	78	28	36		14	70	.449	6 of 9	Lost semifinals
1976-77	Ralph Keller	78	32	36		10	74	.474	6 of 9	Lost semifinals
1977-78	Gregg Pilling	80	40	23		17	97	.606	2 of 9	Lost semifinals
1978-79	Moose Lallo	80	45	29		6	96	.600	2 of 9	Lost semifinals
1979-80	Moose Lallo	80	40	27		13	93	.581	3 of 10	Lost finals
1980-81	Moose Lallo	82	37	30		15	89	.543	3 of 8	Lost semifinals
1981-82	Ron Ullyot	82	35	41	5	6	81	.494	4 of 7	Lost semifinals
1982-83	Ron Ullyot	82	45	26	2	11	103	.628	2 of 8	Lost semifinals
1983-84	Ron Ullyot	82	52	22	1	7	112	.683	1 of 7	Lost semifinals
1984-85	Ron Ullyot	82	37	34	11	5	90	.549	4 of 9	Lost semifinals
1985-86	Rob Laird	82	52	22	8	0	112	.683	1 of 10	Lost finals
1986-87	Rob Laird	82	48	26	8	0	104	.630	1 of 9	Lost semifinals
1987-88	Rob Laird	82	48	30	4		100	.610	2 of 9	Lost quarterfinals
1988-89	Rob Laird	82	46	30	6		98	.598	5 of 10	Lost semifinals
1989-90	Al Sims	82	37	34	11		85	.518	5 of 9	Lost quarterfinals
1990-91	Al Sims	83	43	35	5		91	.548	5 of 11	Lost finals
1991-92	Al Sims	82	52	22	8		112	.683	2 of 10	Lost quarterfinals
1992-93	Al Sims	82	49	27	6		104	.634	4 of 12	Won Turner Cup Championship
1993-94	Bruce Boudreau	81	41	29	11		93	.574	8 of 13	Lost finals
1994-95	Bruce Boudreau	39	15	21	3		33	.423		
	D. Ray/C. Chin	42	19	18	5		43	.512	16 of 17	Lost quarterfinals
1995-96	Dave Farrish	82	39	35	8		86	.524	12 of 19	Lost quarterfinals
1996-97	Dave Farrish	24	6	13	5		17	.354		
	John Torchetti	58	22	34	2		46	.397	19 of 19	DNQ
1997-98	John Torchetti	82	47	29	6		100	.610	8 of 18	Lost quarterfinals
1998-99	Grant Sonier	82	33	33	16		82	.500	12 of 16	Lost quarterfinals
1999-00	Dave Allison	74	40	27	7		87	.588	6 of 14	Lost semifinals
2000-01	Greg Puhalski	74	42	26	6		90	.608	4 of 14	Lost semifinals
2001-02	Greg Puhalski	74	37	24	13		87	.588	6 of 14	DNQ
2002-03	Greg Puhalski	76	44	21	11		99	.651	1 of 10	Won Colonial Cup Championship
2003-04	Greg Puhalski	76	53	17	6		112	.737	1 of 11	Lost semifinals
2004-05	Greg Puhalski	80	51	24	5		107	.669	2 of 14	Lost finals
2005-06	Greg Puhalski	76	44	26	6		94	.618	6 of 14	Lost first round
2006-07	Pat Bingham	76	51	21	4		106	.697	1 of 10	Lost second round
2007-08	Al Sims	76	56	12	8		120	.789	1 of 6	Won Turner Cup Championship
2008-09	Al Sims	76	46	18	12		104	.684	1 of 6	Won Turner Cup Championship
2009-10	Al Sims	76	50	21	5		105	.691	2 of 6	Won Turner Cup Championship
2010-11	Al Sims	66	31	27	8		70	.530	10 of 18	Lost second round (quarterfinals)
2011-12	Al Sims	66	40	19	7		87	.659	2 of 14	Won Presidents' Cup Championship
2012-13	Al Sims	72	33	35	4		70	.486	19 of 23	DNQ
2013-14	Gary Graham	72	36	24	12		84	.583	9 of 21	Lost second round
2014-15	Gary Graham	72	48	18	6		102	.708	5 of 28	Lost second round

ALL TIME RECORDS 1952-2015

KOMETS OPENING GAME RECORDS

Season Openers

Season	Date	Results	Attendance
1952-53	Sat. 10/25/52	Komets 0 vs Toledo 4 L	5,000
1953-54	Tue. 10/13/53	Komets 2 at Troy 1 W (OT)	4,981
1954-55	Sat. 10/16/54	Komets 7 vs Johnstown 0 W	5,874
1955-56	Sat. 10/15/55	Komets 3 at Grand Rapids 6 L	3,025
1956-57	Sat. 10/13/56	Komets 1 at Huntington 3 L	3,800
1957-58	Sat. 10/26/57	Komets 2 vs Cincinnati 1 W (OT)	5,368
1958-59	Sat. 11/1/58	Komets 6 vs Indianapolis 4 W	4,111
1959-60	Fri. 10/30/59	Komets 3 at Milwaukee 4 L (OT)	2,136
1960-61	Fri. 10/21/60	Komets 4 at Toledo 6 L	2,665
1961-62	Fri. 10/20/61	Komets 3 at Muskegon 5 L	2,741
1962-63	Fri. 11/2/62	Komets 8 at Muskegon 5 W	4,138
1963-64	Sat. 11/2/63	Komets 3 vs Windsor 4 L	8,013
1964-65	Fri. 10/30/64	Komets 12 at Muskegon 1 W	3,259
1965-66	Fri. 10/29/65	Komets 4 at Port Huron 5 L	2,908
1966-67	Sat. 10/22/66	Komets 3 vs Dayton 4 L	8,025
1967-68	Sat. 10/21/67	Komets 7 vs Dayton 2 W	8,057
1968-69	Sat. 10/19/68	Komets 2 vs Port Huron 1 W	7,203
1969-70	Sat. 10/18/69	Komets 3 vs Port Huron 1 W	7,777
1970-71	Sat. 10/17/70	Komets 6 vs Des Moines 3 W	5,656
1971-72	Fri. 10/15/71	Komets 2 at Muskegon 6 L	1,509
1972-73	Sat. 10/14/72	Komets 3 vs Port Huron 4 L (OT)	5,335
1973-74	Fri. 10/19/73	Komets 1 vs Muskegon 5 L	4,182
1974-75	Sat. 10/19/74	Komets 4 vs Toledo 2 W	5,599
1975-76	Fri. 10/17/75	Komets 5 vs Columbus 1 W	3,333
1976-77	Sat. 10/16/76	Komets 5 vs Toledo 2 W	4,744
1977-78	Fri. 10/21/77	Komets 2 at Muskegon 5 L	2,096
1978-79	Fri. 10/20/78	Komets 2 at Muskegon 0 W	2,156
1979-80	Fri. 10/19/79	Komets 4 vs Grand Rapids 0 W	4,386
1980-81	Sat. 10/11/80	Komets 2 vs Kalamazoo 5 L	5,226
1981-82	Sun. 10/11/81	Komets 4 at Saginaw 8 L	1,624
1982-83	Fri. 10/15/82	Komets 3 at Flint 2 W	2,618
1983-84	Fri. 10/14/83	Komets 0 at Flint 3 L	2,253
1984-85	Fri. 10/19/84	Komets 0 at Indianapolis 7 L	6,026
1985-86	Wed. 10/16/85	Komets 7 at Salt Lake 3 W	4,741
1986-87	Fri. 10/17/86	Komets 6 at Indianapolis 7 OTL	8,028
1987-88	Fri. 10/16/87	Komets 5 at Muskegon 4 W (OT)	2,587
1988-89	Sat. 10/8/88	Komets 0 vs Kalamazoo 4 L	4,658
1989-90	Fri. 10/6/89	Komets 4 at Indianapolis 3 W (SO)	7,307
1990-91	Fri. 10/5/90	Komets 7 at Milwaukee 3 W	9,963
1991-92	Fri. 10/4/91	Komets 5 at Indianapolis 4 W (SO)	7,819
1992-93	Fri. 10/9/92	Komets 7 vs Indianapolis 3 W	8,103
1993-94	Sat. 10/7/93	Komets 4 vs Indianapolis 1 W	8,103
1994-95	Fri. 9/30/94	Komets 2 vs Indianapolis 5 L	8,103
1995-96	Sat. 9/30/95	Komets 7 vs Houston 3 W	8,103
1996-97	Fri. 10/6/96	Komets 8 vs Chicago 7 W (SO)	7,836
1997-98	Sat. 10/4/97	Komets 6 vs Cleveland 3 W (SO)	8,103
1998-99	Sat. 10/10/98	Komets 2 vs Indianapolis 3 SOL	8,203
1999-00	Sat. 10/16/99	Komets 8 at Asheville 5 W	5,178
2000-01	Sat. 10/14/00	Komets 2 at Muskegon 3 L	3,421
2001-02	Fri. 10/12/01	Komets 4 at New Haven 1 W	3,562
2002-03	Fri. 10/11/02	Komets 2 at Rockford 5 L	5,636
2003-04	Fri. 10/24/03	Komets 2 at Muskegon 3 L	2,521
2004-05	Fri. 10/15/04	Komets 2 at Elmira 3 SOL	3,110
2005-06	Fri. 10/21/05	Komets 2 at Roanoke 3 SOL	2,360
2006-07	Fri. 10/13/06	Komets 4 at Rockford 2 W	5,736
2007-08	Sat. 10/20/07	Komets 4 vs Port Huron 0 W	10,153
2008-09	Fri. 10/17/08	Komets 6 at Port Huron 2 W	2,287
2009-10	Fri. 10/16/09	Komets 4 at Dayton 3 W (OT)	2,789
2010-11	Sat. 10/16/10	Komets 0 vs Rapid City 4 L	10,480
2011-12	Sat. 10/22/11	Komets 0 vs Evansville 5 L	10,071
2012-13	Sat. 10/12/13	Komets 1 vs Kalamazoo 4 L	10,091
2013-14	Sat. 10/19/13	Komets 3 vs Toledo 4 SOL	9,676
2014-15	Fri. 10/17/14	Komets 5 at Indy 4 W (SO)	6,477

Season Openers	GP	W	L	T	OTL/SOL	Pts	Pct.	GF	GA	Total Attend	Attend Ave	Shutouts For: 4	Shutouts Against: 6
Home:	30	17	11	0	2	36	.600	107	89	209,572	6,986	OT/Shootouts: 16	(Won 9, Lost 7, Tied 0)
Road:	33	16	14	0	3	35	.530	128	125	131,457	3,984		
Totals:	63	33	25	0	5	71	.563	235	214	341,029	5,413		

ALL TIME RECORDS 1952-2015

KOMETS OPENING GAME RECORDS

Home Openers

Season	Date	Results	Attendance
1952-53	Sat. 10/25/52	Komets 0 vs Toledo 4	L 5,000
1953-54	Sat. 10/17/53	Komets 1 vs Johnstown 5	L 6,020
1954-55	Sat. 10/16/54	Komets 7 vs Johnstown 0	W 5,874
1955-56	Tue. 10/18/55	Komets 2 vs Indianapolis 3	L (OT) 3,064
1956-57	Tue. 10/16/56	Komets 3 vs Cincinnati 4	L 3,442
1957-58	Sat. 10/26/57	Komets 2 vs Cincinnati 1	W (OT) 5,368
1958-59	Sat. 11/1/58	Komets 6 vs Indianapolis 4	W 4,111
1959-60	Sat. 10/31/59	Komets 3 vs Louisville 0	W 4,506
1960-61	Sat. 10/22/60	Komets 4 vs Omaha 3	W (OT) 4,098
1961-62	Sat. 10/21/61	Komets 4 vs Omaha 5	L (OT) 4,791
1962-63	Sat. 11/3/62	Komets 7 vs Muskegon 3	W 6,845
1963-64	Sat. 11/2/63	Komets 3 vs Windsor 4	L 8,013
1964-65	Sat. 10/31/64	Komets 6 vs Des Moines 0	W 8,100
1965-66	Sat. 10/30/65	Komets 7 vs Toledo 1	W 7,293
1966-67	Sat. 10/22/66	Komets 3 vs Dayton 4	L 8,025
1967-68	Sat. 10/21/67	Komets 7 vs Dayton 2	W 8,057
1968-69	Sat. 10/19/68	Komets 2 vs Port Huron 1	W 7,203
1969-70	Sat. 10/18/69	Komets 3 vs Port Huron 1	W 7,777
1970-71	Sat. 10/17/70	Komets 6 vs Des Moines 3	W 5,656
1971-72	Sat. 10/16/71	Komets 1 vs Flint 2	L 5,372
1972-73	Sat. 10/14/72	Komets 3 vs Port Huron 4	L (OT) 5,335
1973-74	Fri. 10/19/73	Komets 1 vs Muskegon 5	L 4,182
1974-75	Sat. 10/19/74	Komets 4 vs Toledo 2	W 5,599
1975-76	Fri. 10/17/75	Komets 5 vs Columbus 1	W 3,333
1976-77	Sat. 10/16/76	Komets 5 vs Toledo 2	W 4,744
1977-78	Sat. 10/22/77	Komets 3 vs Kalamazoo 3	T 5,757
1978-79	Sat. 10/21/78	Komets 5 vs Saginaw 3	W 5,025
1979-80	Fri. 10/19/79	Komets 4 vs Grand Rapids 0	W 4,386
1980-81	Sat. 10/11/80	Komets 2 vs Kalamazoo 5	L 5,226
1981-82	Wed. 10/14/81	Komets 4 vs Muskegon 3	W 3,773
1982-83	Sat. 10/16/82	Komets 4 vs Peoria 3	W 5,700
1983-84	Sat. 10/15/83	Komets 5 vs Milwaukee 3	W 7,500
1984-85	Sat. 10/20/84	Komets 8 vs Indianapolis 2	W 4,080
1985-86	Fri. 10/25/85	Komets 1 vs Muskegon 2	OTL 3,876
1986-87	Fri. 10/24/86	Komets 2 vs Saginaw 3	L 4,000
1987-88	Wed. 10/21/87	Komets 5 vs Muskegon 6	L 3,200
1988-89	Sat. 10/8/88	Komets 0 vs Kalamazoo 4	L 4,658
1989-90	Sat. 10/7/89	Komets 5 vs Indianapolis 4	W (OT) 3,616
1990-91	Sat. 10/6/90	Komets 2 vs Peoria 3	SOL 7,943
1991-92	Sat. 10/5/91	Komets 4 vs Kalamazoo 3	W 8,003
1992-93	Fri. 10/9/92	Komets 7 vs Indianapolis 3	W 8,103
1993-94	Sat. 10/7/93	Komets 4 vs Indianapolis 1	W 8,103
1994-95	Fri. 9/30/94	Komets 2 vs Indianapolis 5	L 8,103
1995-96	Sat. 9/30/95	Komets 7 vs Houston 3	W 8,103
1996-97	Fri. 10/6/96	Komets 8 vs Chicago 7	W (SO) 7,836
1997-98	Sat. 10/4/97	Komets 4 vs Cleveland 3	W (SO) 8,103
1998-99	Sat. 10/10/98	Komets 2 vs Indianapolis 3	SOL 8,203
1999-00	Sat. 10/23/99	Komets 5 vs Knoxville 3	W 8,358
2000-01	Sat. 10/28/00	Komets 6 vs Flint 3	W 7,737
2001-02	Fri. 10/26/01	Komets 4 vs Quad City 3	W 7,874
2002-03	Sat. 11/9/02	Komets 3 vs Quad City 1	W 10,009
2003-04	Sat. 10/25/03	Komets 3 vs Kalamazoo 4	SOL 10,507
2004-05	Sat. 10/23/04	Komets 4 vs Flint 1	W 10,012
2005-06	Sat. 11/5/05	Komets 4 vs Motor City 1	W 10,462
2006-07	Sat. 10/21/06	Komets 8 vs Quad City 3	W 10,058
2007-08	Sat. 10/20/07	Komets 4 vs Port Huron 0	W 10,153
2008-09	Sat. 10/18/08	Komets 11 vs Flint 3	W 10,511
2009-10	Fri. 10/23/09	Komets 2 vs Bloomington 1	W 10,511
2010-11	Sat. 10/16/10	Komets 0 vs Rapid City 4	L 10,480
2011-12	Sat. 10/22/11	Komets 0 vs Evansville 5	L 10,071
2012-13	Sat. 10/12/12	Komets 1 vs Kalamazoo 4	L 10,091
2013-14	Sat. 10/19/13	Komets 3 vs Toledo 4	SOL 9,676
2014-15	Sat. 10/18/14	Komets 4 vs Indy 3	W 8,788

KOMETS HOME OPENERS

Shutouts For: 5

Shutouts Against: 4

OT/Shutouts: 13 (Won 5, Lost 8, Tied 0)

GP	W	L	T	OTL/SOL	Pts	Pct.	GF	GA	Total Attend	Attend Ave
63	39	18	1	5	84	.667	245	175	430,403	6,832

ALL TIME RECORDS 1952-2015

KOMETS TRADITIONAL HOLIDAY GAME RECORDS

Thanksgiving Day Komets Games

Season	Date	Results	Attendance
1952-53	Nov. 27, 1952	Komets 2 at Cincinnati 3	L
1953-54	No game played		
1954-55	No game played		
1955-56	No game played		
1956-57	No game played		
1957-58	Nov. 27, 1957	Komets 3 vs Toledo 7	L
1958-59	No game played		
1959-60	Nov. 26, 1959	Komets 6 at Louisville 1	W
1960-61	Nov. 24, 1960	Komets 6 at Muskegon 5	W
1961-62	Nov. 23, 1961	Komets 3 at Muskegon 8	L
1962-63	Nov. 22, 1962	Komets 8 vs Sudbury 6	W
1963-64	Nov. 28, 1963	Komets 5 vs Des Moines 3	W
1964-65	Nov. 26, 1964	Komets 2 vs Toledo 1	W
1965-66	Nov. 25, 1965	Komets 4 vs Toledo 2	W
1966-67	Nov. 24, 1966	Komets 2 vs Columbus 1	W
1967-68	Nov. 23, 1967	Komets 3 vs Des Moines 0	W
1968-69	Nov. 28, 1968	Komets 2 vs Dayton 4	L
1969-70	Nov. 27, 1969	Komets 6 vs Flint 0	W
1970-71	Nov. 26, 1970	Komets 3 vs Toledo 3	T (no OT)
1971-72	Nov. 25, 1971	Komets 7 vs Columbus 2	W
1972-73	Nov. 23, 1972	Komets 5 vs Des Moines 1	W
1973-74	Nov. 22, 1973	Komets 5 vs Toledo 3	W
1974-75	Nov. 28, 1974	Komets 3 vs Saginaw 4	L
1975-76	Nov. 27, 1975	Komets 10 vs Dayton 3	W
1976-77	Nov. 25, 1976	Komets 5 vs Toledo 1	W 4,647
1977-78	Nov. 24, 1977	Komets 5 vs Dayton 2	W 8,034
1978-79	Nov. 23, 1978	Komets 6 vs Milwaukee 3	W 7,035
1979-80	Nov. 22, 1979	Komets 4 vs Toledo 4	T (no OT) 5,575
1980-81	Nov. 27, 1980	Komets 6 vs Saginaw 4	W 5,560
1981-82	Nov. 26, 1981	Komets 5 vs Saginaw 2	W 4,016
1982-83	Nov. 25, 1982	Komets 4 vs Flint 2	W 3,857
1983-84	Nov. 24, 1983	Komets 2 vs Kalamazoo 3	L 4,343
1984-85	Nov. 22, 1984	Komets 7 vs Toledo 3	W 4,400
1985-86	Nov. 28, 1985	Komets 7 vs Flint 3	W 4,553
1986-87	Nov. 27, 1986	Komets 4 vs Milwaukee 5	OTL 4,134
1987-88	Nov. 26, 1987	Komets 2 vs Saginaw 3	L 5,606
1988-89	Nov. 24, 1988	Komets 5 vs Milwaukee 4	W (SO) 4,175
1989-90	Nov. 23, 1989	Komets 2 vs Peoria 6	L 4,224
1990-91	Nov. 22, 1990	Komets 4 vs Peoria 5	L
1991-92	Nov. 28, 1991	Komets 8 vs San Diego 4	W
1992-93	Nov. 26, 1992	Komets 2 vs San Diego 5	L
1993-94	Nov. 25, 1993	Komets 1 vs Milwaukee 2	L
1994-95	Nov. 24, 1994	Komets 3 vs Chicago 4	SOL 8,103
1995-96	Nov. 23, 1995	Komets 5 vs Indianapolis 6	L 8,103
1996-97	Nov. 28, 1996	Komets 1 vs Milwaukee 4	L 7,409
1997-98	Nov. 27, 1997	Komets 1 vs Grand Rapids 3	L 7,660
1998-99	Nov. 26, 1998	Komets 6 vs Milwaukee 3	W 7,441
1999-00	Nov. 25, 1999	Komets 4 vs Knoxville 3	W 6,314
2000-01	Nov. 23, 2000	Komets 5 vs Flint 6	L 6,233
2001-02	Nov. 22, 2001	Komets 2 vs Port Huron 0	W 6,717
2002-03	Nov. 28, 2002	Komets 0 vs Missouri 1	L 7,504
2003-04	Nov. 27, 2003	Komets 6 vs Missouri 2	W 7,857
2004-05	Nov. 25, 2004	Komets 5 vs Quad City 3	W 8,060
2005-06	Nov. 24, 2005	Komets 5 vs Quad City 4	W (SO) 7,683
2006-07	Nov. 23, 2006	Komets 5 vs Bloomington 2	W 7,639
2007-08	Nov. 22, 2007	Komets 4 vs Port Huron 5	L 7,613
2008-09	Nov. 27, 2008	Komets 5 vs Flint 4	W 7,704
2009-10	Nov. 26, 2009	Komets 5 vs Flint 4	W 8,243
2010-11	Nov. 25, 2010	Komets 5 vs Quad City 2	W 7,289
2011-12	Nov. 24, 2011	Komets 3 vs Bloomington 1	W 7,749
2012-13	Nov. 22, 2012	Komets 4 vs Kalamazoo 3	W 7,479
2013-14	Nov. 28, 2013	Komets 1 vs Florida 3	L 7,398
2014-15	Nov. 27, 2014	Komets 2 vs Indy 1	W (SO) 6,798

	GP	W	L	T	OTL/SOL	Pts	Pct.	Shutouts For: 2	Shutouts Against: 1
At Fort Wayne	54	34	16	2	2	72	.667	OT/Shootouts: 5 (Won 3, Lost 2, Tied 0)	
Away	4	2	2	0	0	4	.500		
Totals	58	36	18	2	2	76	.655		

ALL TIME RECORDS 1952-2015

KOMETS TRADITIONAL HOLIDAY GAME RECORDS

New Year's Eve Komet Games

<u>Season</u>	<u>Date</u>	<u>Results</u>	<u>Attendance</u>						
1952-53	No game played								
1953-54	No game played								
1954-55	No game played								
1955-56	1955	Komets 3 vs Troy 2 W							
1956-57	1956	Komets 0 vs Toledo 1 L							
1957-58	1957	Komets 1 vs Cincinnati 2 L							
1958-59	1958	Komets 3 vs Toledo 1 W							
1959-60	1959	Komets 5 vs Toledo 0 W							
1960-61	1960	Komets 6 vs Muskegon 1 W							
1961-62	1961	Komets 5 at Indianapolis 2 W (Only Komet New Year's Eve road game)							
1962-63	1962	Komets 3 vs Muskegon 5 L							
1963-64	1963	Komets 3 vs Windsor 2 W (OT)							
1964-65	1964	Komets 4 vs Toledo 3 W							
1965-66	1965	Komets 7 vs Dayton 3 W							
1966-67	1966	Komets 3 vs Toledo 5 L							
1967-68	1967	Komets 4 vs Muskegon 2 W							
1968-69	1968	Komets 1 vs Toledo 4 L							
1969-70	1969	Komets 8 vs Dayton 4 W							
1970-71	1970	Komets 2 vs Des Moines 2 T (no OT)							
1971-72	1971	Komets 1 vs Des Moines 4 L							
1972-73	1972	Komets 8 vs Des Moines 4 W							
1973-74	1973	Komets 3 vs Toledo 4 L							
1974-75	1974	Komets 2 vs Toledo 3 L							
1975-76	No game played								
1976-77	1976	Komets 5 vs Columbus 5 T (no OT)	4,344						
1977-78	1977	Komets 2 vs Kalamazoo 2 T (no OT)	6,432						
1978-79	1978	Komets 7 vs Flint 4 W	5,302						
1979-80	1979	Komets 4 vs Milwaukee 1 W	5,510						
1980-81	1980	Komets 9 vs Flint 5 W	4,703						
1981-82	1981	Komets 4 vs Kalamazoo 7 L	4,386						
1982-83	1982	Komets 12 vs Peoria 2 W	4,200						
1983-84	1983	Komets 8 vs Flint 3 W	4,200						
1984-85	1984	Komets 3 vs Peoria 2 W	5,050						
1985-86	1985	Komets 7 vs Indianapolis 2 W	4,644						
1986-87	1986	Komets 7 vs Indianapolis 5 W	6,002						
1987-88	1987	Komets 10 vs Flint 2 W	5,774						
1988-89	1988	Komets 5 vs Indianapolis 3 W	5,259						
1989-90	1989	Komets 6 vs Phoenix 2 W	3,603						
1990-91	1990	Komets 11 vs Salt Lake 3 W							
1991-92	1991	Komets 5 vs Peoria 2 W							
1992-93	1992	Komets 4 vs Milwaukee 5 SOL							
1993-94	1993	Komets 9 vs Peoria 1 W							
1994-95	1994	Komets 3 vs Milwaukee 2 W (SO)	8,103						
1995-96	1995	Komets 3 vs Cleveland 4 L	8,103						
1996-97	1996	Komets 1 vs Phoenix 6 L	8,103						
1997-98	1997	Komets 4 vs Cincinnati 3 W (SO)	8,153						
1998-99	1998	Komets 2 vs Cleveland 5 L	8,353						
1999-00	1999	Komets 7 vs Madison 3 W	6,843						
2000-01	2000	Komets 6 vs Flint 4 W	8,003						
2001-02	2001	Komets 2 vs Missouri 3 L	10,228						
2002-03	2002	Komets 4 vs Muskegon 1 W	7,874						
2003-04	2003	Komets 7 vs Rockford 3 W	10,507						
2004-05	2004	Komets 5 vs Motor City 0 W	10,502						
2005-06	2005	Komets 6 vs Roanoke 0 W	10,206						
2006-07	2006	Komets 4 vs Chicago 2 W	9,413						
2007-08	2007	Komets 4 vs Bloomington 1 W	9,944						
2008-09	2008	Komets 6 vs Flint 2 W	10,511						
2009-10	2009	Komets 5 vs Bloomington 1 W	10,454						
2010-11	2010	Komets 5 vs Quad City 6 OTL	10,059						
2011-12	2011	Komets 2 vs Bloomington 1 W	10,480						
2012-13	2012	Komets 4 vs Toledo 9 L	10,103						
2013-14	2013	Komets 5 vs Toledo 3 W	9,088						
2014-15	2014	Komets 6 vs Indy 3 W	9,444						
	GP	W	L	T	OTL/SOL	Pts	Pct.	Shutouts For: 3	Shutouts Against: 1
At Fort Wayne	58	39	14	3	2	83	.716	OT/Shootouts: 4 (Won 3, Lost 2, Tied 0)	
Away	<u>1</u>	<u>1</u>	<u>0</u>	<u>0</u>	<u>0</u>	<u>2</u>	1.000		
Totals	59	40	14	3	2	85	.720		

ALL TIME RECORDS 1952-2015

KOMETES ALL-TIME TEAM-VS-TEAM RECORDS VS. ACTIVE ECHL TEAMS

Team	Regular Season				Playoffs		
	W	L	OTL	T	W	L	T
Adirondack	13	5	0	x	0	0	x
Alaska	0	0	0	x	0	0	x
Atlanta	7	3	0	x	---	---	x
Cincinnati	59	85	7	5	7	9	x
Colorado (Denver)	11	9	3	x	---	---	x
Elmira	23	10	7	x	4	0	x
Evansville	33	15	5	x	---	---	x
Florida	4	6	1	x	---	---	x
Greenville	3	2	1	x	---	---	x
Indianapolis	169	81	20	5	13	9	x
Kalamazoo	204	148	34	16	24	18	x
Missouri (CHL-ECHL)	4	3	1	x	4	3	x
Orlando	16	10	2	x	2	3	x
Quad City	58	34	11	x	5	8	x
Reading	3	4	1	x	4	1	x
South Carolina	2	0	2	x	---	---	x
Toledo	206	157	5	27	30	32	x
Utah (SLC)	32	31	7	3	9	8	x
Wheeling	3	4	2	x	---	---	x

Includes IHL, UHL, CHL and ECHL seasons combined vs Fort Wayne Komets. Records are exclusive of teams in home cities named.

REGULAR SEASON CHAMPIONSHIPS

IHL:

9 1959-60, 1962-63, 1972-73, 1977-78, 1983-84, 1985-86, 1986-87, 2007-08, 2008-09

UHL:

3 2002-03, 2003-04, 2006-07

Total: 11 Regular Season Championships

PLAYOFF CHAMPIONSHIPS

IHL:

7 1962-63, 1964-65, 1972-73, 1992-93, 2007-08, 2008-09, 2009-10

UHL:

1 2002-03

CHL:

1 2011-12

Total Playoff Championships: 9

ATTENDANCE

REGULAR SEASON & PLAYOFFS

HOME ATTENDANCE RECORDS

- Single-Game Attendance Record, Regular Season: 10,525 (4/3/05)
- Single-Game Attendance Record, Playoffs: 10,593 (5/4/03)
- Regular Season Attendance Record: 316,190 (1992-93)
- Regular Season Attendance Per-Game Ave. Record: 7,825 (2009-10)
- Largest attendance, home opener: 10,511 (2008, 2009)
- Most home sellouts, regular season: 25 (1992-93)
- Most playoff sellouts, season: 7 (1991)
- Most consecutive playoff game sellouts, season: 4 (1991)
- Total playoff sellouts: 26 (24 under Franke ownership)

KOMETES ALL-TIME TOP 14 LONGEST OVERTIME GAMES

- 1 April 14, 1960, vs St. Paul 5-4 loss, 8:29 fourth OT (118:29)
 - 2 May 19, 1994, vs Atlanta 7-6 loss, 1:56 third OT (101:56)
 - 3 May 12, 2008, vs Port Huron 3-2 win, 0:23 third OT (100:23)
 - 4 April 18, 2009, at Kalamazoo 3-2 loss, 14:58 second OT (94:58)
 - 5 May 8, 2014, vs Cincinnati 3-2 loss, 11:25 second OT (91:25)
 - 6 April 23, 2005, vs Missouri 3-2 loss, 11:15 second OT (91:15)
 - 7 April 26, 2003 vs Quad City 4-3 loss, 6:57 second OT (86:57)
 - 8 April 27, 2014 vs Reading 2-1 win, 6:45 second OT (86:45)
 - 9 May 10, 2015 vs Toledo 3-2 win, 5:26 second OT (85:26)
 - 10 April 19, 2012 at Missouri 5-4 win, 2:47 second OT (82:47)
 - 11 April 4, 1968, vs Dayton 3-2 loss, 11:07 second OT (81:07)
 - 12 April 21, 1991, at Indianapolis 4-3 win, 18:29 OT (78:29)
 - 13 May 10, 2005, vs Rockford 2-1 win, 14:46 OT (74:46)
 - 14 March 31, 1966, at Dayton 5-4 loss, 3:21 second OT (73:21)
- Note: Komets are 4-8 in playoff OT games that reach a second OT.

KOMETES ALL-TIME MOST HOME WINS IN A SEASON

	Season	No. of Wins
1	1978-79	32
	1986-87	32
	2007-08	32
2	1982-83	31
	1991-92	31
3	1983-84	30
	1985-86	30
4	1959-60	28
	2003-04	28
5	2009-10	29
	1972-73	27
6	1987-88	27
	1988-89	27
	2004-05	27
	2006-07	27
	1992-93	26
	2000-01	26
	2014-15	26

KOMETES 0-0 GAMES (After regulation time)

- 1) Feb. 23, 1960 Komets 1, at St. Paul 0 (overtime)
Goaltenders- FW: Reno Zanier, SP: Glenn Ramsay
- 2) Feb. 27, 1971 Komets 0, at Port Huron 0 (no overtime)
Goaltenders- FW: Jim Keough, PH: Ron Marlow
- 3) Feb. 16, 1986 Kalamazoo 1, at Komets 0, (overtime)
Goaltenders- Kal: Georges Gagnon, FW: Pokey Reddick
- 4) Dec. 27, 2002 at Flint 1, Komets 0 (shootout)
Goaltenders- Flt: Sean Weaver, FW: Tom Lawson
- 5) Dec. 4, 2004 Komets 1, at Muskegon 0 (shootout)
Goaltenders- FW: Tyler Masters, Mus: Clayton Pool
- 6) Jan. 9, 2011 Quad City 1, at Komets 0 (overtime)
Goaltenders- QC: David Brown, FW: Nick Boucher
- 7) Oct. 19, 2012 at Kalamazoo 1, Komets 0 (SOL)
Goaltenders- Kal: Joel Martin, FW: Ken Reiter

ALL TIME RECORDS 1952-2015

KOMETS ALL-TIME 50-GOAL SCORERS

Player	Season	Goals	Games
1 Len Ronson	1959-60	62	68
2 Eddie Long	1962-63	56	70
3 Merv Dubchak	1964-65	52	70
4 Merv Dubchak	1965-66	72	70
5 Merv Dubchak	1966-67	52	72
6 Ron Zanussi	1976-77	53	77
7 Terry McDougall	1978-79	57	79
8 Barry Scully	1979-80	61	80
9 Barry Scully	1980-81	69	82
10 Barry Scully	1981-82	60	79
11 Barry Scully	1982-83	57	76
12 Ron Leef	1982-83	57	77
13 Rob Motz	1983-84	54	81
14 Wally Schreiber	1984-85	51	81
15 Lonnie Loach	1990-91	55	81

KOMETS ALL-TIME 100+ POINT SEASONS, INDIVIDUAL

Season	Player	Total Points
1 1958-59	Len Thornson	103
2 1959-60	Len Ronson	109
3 1959-60	Len Thornson	107
4 1961-62	Len Thornson	122
5 1961-62	Reg Primeau	105
6 1962-63	Len Thornson	115
7 1962-63	Eddie Long	102
8 1963-64	Len Thornson	108
9 1964-65	Bobby Rivard	116
10 1964-65	Merv Dubchak	101
11 1965-66	Bobby Rivard	133
12 1965-66	Merv Dubchak	117
13 1965-66	Johnny Goodwin	114
14 1965-66	Len Thornson	105
15 1966-67	Len Thornson	139
16 1966-67	Johnny Goodwin	106
17 1976-77	Terry McDougal	103
18 1977-78	Dan Bonar	108
19 1978-79	Terry McDougal	139
20 1978-79	Al Dumba	111
21 1978-79	Robbie Laird	107
22 1979-80	Al Dumba	119
23 1979-80	Barry Scully	108
24 1980-81	Barry Scully	108
25 1981-82	Barry Scully	100
26 1982-83	Ron Leef	120
27 1982-83	Barry Scully	101
28 1983-84	Wally Schreiber	113
29 1983-84	Doug Rigler	104
30 1984-85	Wally Schreiber	109
31 1989-90	Bob Lakso	100
32 1990-91	Lonnie Loach	131
33 1991-92	Scott Gruhl	105
34 1993-94	Colin Chin	100

KOMETS ALL-TIME TOP POINT LEADERS

Player	GP	G	A	Pts
1 Len Thornson	763	412	807	1219
2 Eddie Long	801	425	427	852
3 Colin Chaulk	588	184	500	684
4 Terry McDougall	507	249	395	644
5 Colin Chin	660	246	390	636
6 John Goodwin	480	200	387	587
7 Guy Dupuis	945	126	417	543
8 Reg Primeau	452	200	342	542
9 Merv Dubchak	437	321	218	539
10 Robbie Laird	520	223	276	499
11 Lionel Repka	666	90	402	492

KOMETS ALL-TIME TOP 10 MOST CAREER GAMES PLAYED

1 Guy Dupuis	945
2 Eddie Long	801
3 Terry Pembroke	784
4 Len Thornson	763
5 Lionel Repka	666
6 Colin Chin	660
7 Colin Chaulk	588
8 Carey Lucyk	583
9 Dale Baldwin	528
10 Rob Laird	520

**KOMETS ALL-TIME BEST GOALS-AGAINST AVERAGES
(in a season, minimum 25 games, 1500 minutes)**

Goaltender	GAA	Min	Season
1. Kevin St. Pierre	1.98	3356	2003-04
2. Tom Lawson	2.00	3178	2002-03
3. Tim Haun	2.12	2409	2009-10
4. Kevin St. Pierre	2.24	3727	2006-07
5. Kevin St. Pierre	2.30	2551	2004-05
6. Kevin St. Pierre	2.32	3175	2005-06
Nick Boucher	2.32	1862	2007-08
7. Kevin Reiter	2.34	2723	2007-08
8. Doug Teskey	2.41	2739	2001-02
Roman Will	2.41	1745	2014-15
9. Nick Boucher	2.43	3205	2008-09
10. Nick Boucher	2.44	2899	2011-12
11. Pat Nagle	2.48	1938	2014-15
12. Nick Boucher	2.49	2182	2009-10
13. Bruce Racine	2.51	2605	1997-98
14. Reno Zanier	2.61	64 GP	1959-60
15. Tyler Masters	2.68	2018	2004-05
16. Andrey Makarov	2.79	1850	2013-14
17. Doug Teskey	2.87	2680	1999-00
18. Robbie Irons	2.89	2737	1972-73
Bob Essensa	2.89	2529	1995-96
19. Bob Lalonde	2.92	59 GP	1956-57
Darren Jensen	2.92	3325	1983-84
Kevin Reiter	2.92	1723	2010-11
20. Don Atchison	2.94	1774	1972-73
21. Nick Boucher	2.96	2269	2010-11
22. Pokey Reddick	3.05	1811	1985-86
23. Pokey Reddick	3.08	3043	1992-93
24. Rick Knickle	3.11	2719	1988-89
25. Mike O'Neill	3.13	1858	1991-92
26. Paul Hoganson	3.14	3074	1971-72
27. Rick St. Croix	3.20	2474	1985-86
28. Gerry Randall	3.26	69 GP	1966-67
29. Robbie Irons	3.27	2713	1974-75
Doug Teskey	3.27	2517	2000-01
30. Murray Bannerman	3.28	2435	1977-78
31. Robbie Irons	3.29	2701	1973-74
32. Alain Raymond	3.30	3304	1986-87

ALL TIME RECORDS 1952-2015**REGULAR SEASON RECORDS**

All records include International Hockey League seasons 1952-53 through 1998-99 and 2007-08 through 2009-10, United Hockey League seasons 1999-00 through 2006-07, Central Hockey League seasons 2010-11 and 2011-12, and ECHL 2012-13 thru 2014-15 seasons (63 total seasons).

KOMETES TEAM RECORDS**BEST RECORD:**

56-12-6-2 2007-08

WORST RECORD:

20-38-2 1952-53

MOST POINTS, SEASON:

120 2007-08

Previously 112, 1983-84, 1985-86, 1991-92, 2003-04

MOST WINS, SEASON:

56 56-12-6-2, 2007-08

MOST HOME WINS, SEASON:

32 1978-79, 1986-87, 2007-08

MOST ROAD WINS, SEASON:

25 2003-04, 2008-09

MOST LOSSES, SEASON:

47 1996-97

MOST OVERTIME/SHOOTOUT LOSSES, SEASON:

13 2001-02

FEWEST POINTS, SEASON:

42 1952-53

FEWEST WINS, SEASON:

20 1952-53

FEWEST LOSSES, SEASON:

12 2007-08

FEWEST OVERTIME/SHOOTOUT LOSSES, SEASON:

4 1987-88, 2006-07

MOST SHOOTOUT ROUNDS, GAME:

14 12/29/08 vs Kalamazoo, 4-3 loss (3-4 in shootout)

MOST GOALS FOR, PERIOD:9 11/8/58 vs Troy, 2nd period, 17-1 win
12/31/82 vs Peoria, 3rd period, 12-2 win**MOST GOALS FOR, GAME:**

17 11/8/58 vs Troy, 17-1 win

MOST CONSECUTIVE GOALS FOR, GAME:

16 11/8/58 vs Troy, 17-1 win

MOST GOALS FOR, SEASON:

386 1978-79

FEWEST GOALS FOR, SEASON:

170 1956-57

MOST GOALS AGAINST, GAME:

14 11/27/55 at Cincinnati, 14-1 loss

MOST GOALS AGAINST BY ONE PLAYER, GAME:

6 3/8/61, Bryan McLay, Muskegon, at Fort Wayne

MOST GOALS AGAINST, SEASON:

375 1981-82

FEWEST GOALS AGAINST, SEASON:

177 1956-57

MOST ASSISTS, SEASON:

656 1978-79

MOST TOTAL POINTS, SEASON:

1042 1978-79

MOST PENALTY MINUTES, SEASON:

2,645 1991-92

FEWEST PENALTY MINUTES, SEASON:

581 1958-59

MOST 30-GOAL SCORERS, SEASON:7 1978-79: Terry McDougall (57), Al Dumba (46),
Robbie Larid (45), Dave Ross (43), Barry Scully (42),
Stu Ostlund (34), Richard Pepin (31)**MOST 40-GOAL SCORERS, SEASON:**5 1978-79: Terry McDougall (57), Al Dumba (46),
Robbie Laird (45), Dave Ross (43), Barry Scully (42)**FASTEST GOAL TO START A GAME:**

:06 1/31/73, Jim Hrycuik vs Des Moines, 7-4 win

FASTEST 2 GOALS:

:05 1/5/72 at Flint, 5-3 win, Jim Boyd (both goals)

3/31/90 vs Flint, 7-4 win, Mike DeCarle and Brad Aitken

FASTEST 3 GOALS:

:39 4/9/10 vs Dayton, 7-4 win

FASTEST 4 GOALS:

1:50 4/17/76 vs Dayton

MOST HAT TRICKS, ONE GAME:3 11/23/55 vs Indianapolis (Pete Wywrot, Art Stone,
Jacques Gagne)**MOST SHOTS ALLOWED, PERIOD:**

31 1/6/82 vs Kalamazoo

MOST SHOTS ALLOWED, GAME:

66 1/6/82 vs Kalamazoo

FEWEST SHOTS ALLOWED, PERIOD:

0 1/6/90 vs Peoria; 10/21/06 vs Quad City

FEWEST SHOTS ALLOWED, GAME:

8 2/8/03 vs Kalamazoo, 1-0 win

MOST SHOTS ON GOAL, PERIOD:

32 3/27/65 vs Dayton

MOST SHOTS ON GOAL, GAME (regulation):

80 3/27/65 vs Dayton, 12-1 win, regular season game

MOST CONSECUTIVE GOALS, GAME:

16 11/8/58 vs Troy, 17-1 win

MOST CONSECUTIVE GAMES SCORING A HAT TRICK:5 10/28/83-11/5/83: Wally Schreiber (4) 10/28/83,
Wally Schreiber (3) 10/29/83, Ron Leef (3) 11/2/83,
Bob Attwell (3) 11/4/83, Steve Salvucci (3) 11/5/83**LONGEST WINNING STREAK TO START A SEASON:**

8 10/20/78-11/4/78

LONGEST WINNING STREAK, SEASON:

14 11/24/59-12/31/59

LONGEST HOME WINNING STREAK:

25 12/27/07-4/9/08

LONGEST ROAD WINNING STREAK:

10 11/20/92-1/3/93

BEST WINNING PERCENTAGE, SEASON:

.789 2007-08

LONGEST LOSING STREAK:

12 Three times. Most recent 11/8/96-12/7/96.

LONGEST HOME LOSING STREAK:

7 9/30/94-11/5/94 and 11/8/96-12/7/96

LONGEST ROAD LOSING STREAK:

15 1/23/74-3/15/74

LONGEST GAME:

118:29 4/14/60 vs St. Paul, 5-4 playoff loss

ALL TIME RECORDS 1952-2015, REGULAR SEASON

KOMETS INDIVIDUAL RECORDS

PLAYERS

Most Points, Season:

139 Len Thornson (72 games), 1966-67
Terry McDougall (80 games), 1978-79

Most Points, Career:

1219 Len Thornson, 12 seasons: 1957-58 to 1968-69

Most Points, Game:

9 Eddie Long (5 goals, 4 assists) 3/4/62 vs Indianapolis
Art Stone (3 goals, 6 assists) 11/4/58 vs Troy

Most Goals, Game:

5 Eddie Long, 3/4/62 vs Indianapolis
Norm Waslawski, 3/22/63 vs St. Paul
Rod Willard, 2/21/81 vs Flint
Ron Leef, 12/4/82 vs Kalamazoo

Most Short-handed Goals, Game:

3 Shawn Szydlowski, 3/21/15 vs Missouri

Most Goals, Season:

72 Merv Dubchak, 1965-66

Most Goals, Career:

425 Eddie Long, 14 seasons: 1952-53 to 1965-66

Most Assists, Season:

93 Len Thornson, 1966-67

Most Assists, Career:

807 Len Thornson, 12 seasons: 1957-58 to 1968-69

Most Assists, Game:

6 Art Stone, 11/8/58 vs Troy
Len Thornson, 3/4/62 vs Indianapolis
Reg Primeau, 3/18/62 at Indianapolis

Most Penalty Minutes, Game:

50 Robin Bawa, 3/30/88 vs Kalamazoo,
4-3 win (2 majors, 2 matches, 2 game misconducts)

Most Penalty Minutes, Season:

590 Andy Bezeau, 1995-96

Fewest Penalty Minutes, Season:

0 Len Thornson, 1958-59

Most Consecutive Games Without A Penalty:

69 Len Thornson, 1958-59

Most Games, Career:

945 Guy Dupuis, 14 seasons: 1991-92 to 2010-11

Fastest 2 Goals, Player:

:05 Jim Boyd, 1/5/72 at Flint, 5-3 win

Fastest 3 Goals, Player:

1:32 Robbie Laird, playoffs, 4/17/76 vs Dayton

Longest Point-Scoring Streak:

21 Keli Corpse, 1/20/01-3/9/01 (10 goals, 21 assists)

Longest 2-Point Scoring Streak:

14 Len Thornson, 12/10/60-1/11/61 (14 goals, 25 assists)

Longest Goal-Scoring Streak: Uncertain at this time

8-game streaks known:

Merv Dubchak, 1965-66 (twice: 12/1/65-12/12/65, 12 goals;
3/4/66-3/18/66, 15 goals)

John Purves, 1994-95 (3/9/95-3/28/95, 9g)

Konstantin Shafranov, 1995-96 (11/25/95-12/15/95, 13g)

Most Hat Tricks, Season:

4 Eddie Long, 1956-57
Barry Scully, 1982-83
Ron Leef, 1982-83 & 1983-84
Rob Motz, 1983-84

GOALTENDERS

Most Appearances, Season:

70 Chuck Adamson, 1962-63; 1963-64

Most Minutes Played, Season:

4,203 Chuck Adamson, 1963-64

Most Wins, Season:

43 Kevin St. Pierre, 2003-04

Most Losses, Season:

36 Ivan Walmsley, 1954-55

Most Overtime/Shootout Losses, Season:

10 Tom Lawson, 2002-03

Most Shots Faced, Season:

2,532 Chuck Adamson, 1963-64

Most Saves, Season:

2,268 Chuck Adamson, 1963-64

Fewest Saves, Game:

8 Chuck Adamson vs Dayton, 3/27/65
Tom Lawson vs Kalamazoo, 2/8/03

Fewest Saves, Period:

0 Stephane Beauregard vs Peoria, 1/6/90, 2nd period
Kevin St. Pierre vs Quad City, 10/21/06, 3rd period

Best GAA, Season:

1.98 Kevin St. Pierre, 2003-04

Longest Win Streak (Regular season)

11 Kevin Reiter, 2/29/08-4/12/08

Longest Win Streak (Regular season and playoffs combined)

15 Pokey Reddick, 4/9/93-5/21/93

Longest Road Win Streak (Regular season)

9 Kevin St. Pierre, 1/15/05-3/4/05

Longest Road Win Streak (Regular season and playoffs)

11 Pokey Reddick, 2/19/93-5/16/93

Longest Shutout Sequence:

198:26 Mike O'Neill, 11/15/91-11/24/91, 2 SO

Longest Shutout Sequence, TEAM:

189:27 12/30/05-1/8/06

Kevin St. Pierre (129:27) & Kevin Kurk (60:00)

Most Shutouts, Season:

8 Kevin St. Pierre, 2003-04

Kevin Reiter, 2007-08

Most Shutouts, Career:

23 Kevin St. Pierre, 4 seasons (2003-04 to 2006-07)

Most Consecutive Shutouts, Season:

3 Kevin Reiter, 2007-08



Nick Boucher -- Tied Pokey Reddick (1993) for most playoff wins by a Komets goaltender with 12 (2012). Won a record four Fort Wayne league championships (2008, 2009, 2010, 2012).

ALL TIME RECORDS 1952-2015, PLAYOFFS

KOMETS TEAM PLAYOFF RECORDS

Most games played, one year:

19 1991

Fewest games played, one year:

2 1954 and 1999

Most home games played, one year:

10 2012

Fewest home games played, one year:

1 1954, 1970 and 1999

Most road games played, one year:

10 1991

Fewest road games played, one year:

1 1954 and 1999

Most playoff wins, one year:

12 1993, 2012

Fewest playoff wins, one year:

0 1954, 1970 and 1999

Most home playoff wins, one year:

7 1965 and 1994

Fewest home playoff wins, one year:

0 1954, 1956, 1969, 1970, 1995 and 1999

Most road playoff wins, one year:

6 1993

Fewest road playoff wins, one year:

0 1954, 1958, 1961, 1966, 1970, 1971, 1983, 1988,
1990, 1992, 1998, 1999 and 2006

Most playoff losses, season:

9 1991

Fewest playoff losses, season:

0 1993

Most goals in a game:

10 4/18/64 at Toledo, 10-4

4/12/80 vs Toledo, 10-1

4/13/95 at Peoria, 10-4

Most goals against in a game:

10 4/25/81 at Saginaw, 10-2

4/14/90 at Muskegon, 10-3

Most goals, period:

5 3/30/76 vs Toledo

4/5/79 vs Grand Rapids

5/19/94 vs Atlanta

4/13/95 vs Peoria

5/3/03 at Quad City

4/19/05 at Missouri

4/30/10 vs Port Huron

5/7/12 vs Missouri

Most goals allowed, period:

5 4/16/76 vs Dayton

5/3/89 vs Muskegon

Most shutouts, one year:

2 1960, 1964, 1967, 1973, 1986, 2003, 2007 and 2008

Most times shutout, one year:

2 1960, 1994 and 2004

Total shutouts all-time (for and against):

37 21-16

Most consecutive games won, one year:

12 4/16/93-5/21/93

Most consecutive games won (over more than one year):

13 4/16/93-4/15/94

Most consecutive games lost (over more than one year):

10 3/28/69-3/27/71

Most consecutive home games won (over more than one year):

12 3/21/72-4/4/76

Most consecutive road games won (over more than one year):

7 4/22/93-4/15/94

Playoff overtime game record:

67gp, 29-36-2 (thru 2014 playoffs)

KOMETS INDIVIDUAL PLAYOFF RECORDS

PLAYERS

Most points, career:

127 Len Thornson

Most points, season:

25 Terry McDougall, 1979

Most points, series:

13 Terry McDougall, 1979 vs Grand Rapids

Most points, game:

5 Eddie Long, 4/9/63 vs Muskegon

Terry McDougall, 3/30/76 vs Toledo

Barry Scully, 4/12/80 vs Toledo

Al Dumba, 5/4/80 vs Saginaw

Wally Schreiber, 4/20/84 vs Toledo

Mitch Messier, 5/4/94 vs Cincinnati

Kevin Wortman, 4/17/96 vs Orlando

Dustin Virag, 4/6/03 at Port Huron

Most goals, career:

53 Len Thornson

Most goals, season:

13 Barry Scully, 1980

Most goals, game:

4 Len Thornson, 4/17/65 vs Des Moines

Mitch Messier, 5/4/94 at Cincinnati

Kelly Hurd, 4/21/00 vs Binghamton

Most assists, career:

74 Len Thornson

Most assists, season:

18 Terry McDougall, 1979

Most assists, game:

5 Eddie Long, 4/9/63 at Muskegon

Dave Lemay, 4/6/01 vs Missouri

Most games, career:

99 Colin Chaulk

Most games, season:

19 Lonnie Loach, Bruce Boudreau, Scott Gruhl, Bob Lakso,

Dan Lambert, Carey Lucyk, Kevin Kaminski, Ian Boyce,

Stephane Beauregard, Jean-Marc Richard (1991)

Fastest goal from start of period:

:12 Eddie Long, 3/29/61 vs Toledo

Fastest overtime playoff goal:

:16 Reggie Primeau, 3/31/65 vs Toledo

Fastest 2 goals:

:10 Norm Waslawski and Roger Maisonneuve

4/10/59 vs Louisville

Fastest 3 goals:

1:32 Robbie Laird, 4/17/76 vs Dayton (Player and Team Record)

Fastest 2 goals, player:

:18 Bruce Boudreau, 4/13/91 vs Indianapolis

Most consecutive goals, game:

3 Robbie Laird, 4/17/76 vs Dayton

Colin Chin, 4/26/96 vs Orlando

Kelly Hurd, 4/21/00 vs Binghamton

Sean Venedam, 4/13/03 vs Elmira

Matt Syroczyński, 5/12/10 at Flint

(Individual playoff records continued on next page)

ALL TIME RECORDS 1952-2015, PLAYOFFS

KOMETES INDIVIDUAL PLAYOFF RECORDS

PLAYERS (continued)

Most goals, period:

- 3 Robbie Laird, 4/17/76 vs Dayton
- Colin Chin, 4/18/93 vs Cleveland
- Colin Chin, 4/26/96 vs Orlando
- Kelly Hurd, 4/21/00 vs Binghamton
- Sean Venedam, 4/13/03 vs Elmira
- Matt Syroczyński, 5/12/10 at Flint

Most penalty minutes, game:

- 32 Jeff Worlton, 5/4/05 at Rockford

Most penalty minutes, season:

- 169 Kevin Kaminski, 1991

GOALTENDING

Most saves, game:

- 60 Peter Sidorkiewicz, 5/19/94 vs Atlanta, 3 OT

Most saves, regulation game:

- 57 Scott LaGrand, 4/10/97 at Cleveland

Most saves, period:

- 26 Don Atchison, 3/24/73 vs Flint
- Kevin St. Pierre, 5/2/07 at Rockford, 2nd period

Most wins, goaltender, season:

- 12 Pokey Reddick, 1993
- Nick Boucher, 2012

Longest shutout streak, goaltender:

- 109:12 Reno Zanier, 1960 semifinals vs Louisville

Most penalty minutes, goaltender, season:

- 16 Stephane Beauregard, 1990

Most shutouts, season:

- 2 Reno Zanier, 1960
- Chuck Adamson, 1964
- Tom Lawson, 2003
- Kevin St. Pierre, 2007

KOMETES ALL-TIME TOP 10 PLAYOFF SCORING LEADERS

	Player	GP	G	A	Pts
1	Len Thornson	92	53	74	127
2	Colin Chaulk	99	33	69	102
3	Terry McDougall	69	29	61	90
4	Barry Scully	59	39	34	73
	Eddie Long	65	34	39	73
5	Colin Chin	86	39	32	71
6	John Goodwin	52	23	45	68
7	Norm Waslawski	52	32	35	57
	Rob Laird	59	28	29	57
	Jim Burton	72	10	47	57

KOMETES ALL-TIME RECORD IN GAME 7'S

7th Games played: 11 Record: 8-3


1	1960	Monday, 4/18/60	vs St. Paul	Finals	Lost 3-1	Attn: 7,347
2	1967	Saturday, 4/8/67	vs Des Moines	Semifinals	Won 6-0	Attn: 5,331
3	1979	Monday, 5/7/79	at Grand Rapids	Semifinals	Lost 6-2	Attn: 3,155
4	1981	Monday, 4/20/81	vs Milwaukee	Quarterfinals	Won 7-3	Attn: 3,515
5	1985	Sunday, 4/28/85	vs Salt Lake	Quarterfinals	Won 6-2	Attn: 2,396
6	1991	Sunday, 4/21/91	at Indianapolis	Quarterfinals	Won 4-3 (OT)	Attn: 4,408
7	1992	Monday, 4/20/92	vs Kalamazoo	Quarterfinals	Lost 4-3	Attn: 8,003
8	2005	Tuesday, 5/10/05	vs Rockford	Semifinals	Won 2-1 (OT)	Attn: 6,012
9	2008	Monday, 5/12/08	vs Port Huron	Finals	Won 3-2 (3 OT)	Attn: 10,462
10	2010	Monday, 5/3/10	vs Port Huron	Semifinals	Won 4-0	Attn: 7,454
11	2012	Thursday, 4/26/12	vs Missouri	Semifinals	Won 6-4	Attn: 7,049
12	2015	Wednesday, 5/13/15	at Toledo	Quarterfinals	Lost 5-2	Attn: 6,523



Len Thornson



Reno Zanier



Terry McDougall

ALL TIME RECORDS 1952-2015, PLAYOFFS

Fort Wayne Komets Playoff History -- Game-by-Game

Year	Result	GP	W	L	T	GF-GA	Attendance
1952-53	Did not qualify						
1953-54	Quarterfinals vs Johnstown Jets	2	0	2	0	6-8	
	Tuesday, March 16	at Johnstown 5,	Fort Wayne 4	(2:16 OT)			1622
	Wednesday, March 17	at Fort Wayne 2,	Johnstown 3				3351
	Johnstown wins best-of-three series 2-0						
1954-55	Did not qualify						
1955-56	Semi-finals vs Cincinnati Mohawks	4	1	3	0	6-14	
	Thursday, March 15	at Cincinnati 1,	Fort Wayne 2				1375
	Sunday, March 18	at Fort Wayne 1,	Cincinnati 4				6521
	Tuesday, March 29	at Cincinnati 5,	Fort Wayne 1				1403
	Wednesday, March 21	at Fort Wayne 2,	Cincinnati 4				2429
	Cincinnati wins best-of-five series 3-1						
1956-57	Did not qualify						
1957-58	Semi-finals vs Indianapolis Chiefs	4	1	3	0	8-18	
	Sunday, March 16	at Fort Wayne 1,	Indianapolis 3				2758
	Tuesday, March 18	at Fort Wayne 5,	Indianapolis 4	(3:20 OT)			1930
	Wednesday, March 19	at Indianapolis 8,	Fort Wayne 2				1800
	Friday, March 21	at Indianapolis 3,	Fort Wayne 0				3250
	Indianapolis wins best-of-five series 3-1						
1958-59	Semi-finals vs Indianapolis Chiefs	5	4	1	0	25-15	
	Tuesday, March 31	at Indianapolis 4,	Fort Wayne 6				1802
	Wednesday, April 1	at Fort Wayne 5,	Indianapolis 1				1602
	Saturday, April 4	at Fort Wayne 6,	Indianapolis 1				4023
	Sunday, April 5	at Fort Wayne 2,	Indianapolis 5				2506
	Wednesday, April 8	at Fort Wayne 6,	Indianapolis 4				2110
	Fort Wayne wins best-of-seven series 4-1						
	Finals vs Louisville Rebels	6	2	4	0	23-26	
	Friday, April 10	at Louisville 1,	Fort Wayne 4				1851
	Saturday, April 11	at Fort Wayne 4,	Louisville 6				4406
	Monday, April 13	at Fort Wayne 3,	Louisville 4	(1:05 OT)			2210
	Wednesday, April 15	at Louisville 7,	Fort Wayne 5				2071
	Sunday, April 19	at Louisville 5,	Fort Wayne 6				2060
	Tuesday, April 21	at Fort Wayne 1,	Louisville 3				3502
	Louisville wins best-of-seven series 4-2						
1959-60	Semi-finals vs Louisville Rebels	6	4	2	0	13-9	
	Tuesday, March 22	at Fort Wayne 2,	Louisville 1				2620
	Thursday, March 24	at Fort Wayne 0,	Louisville 2				2705
	Saturday, March 26	at Fort Wayne 4,	Louisville 3				7382
	Tuesday, March 29	at Louisville 2,	Fort Wayne 1				2995
	Friday, April 1	at Louisville 0,	Fort Wayne 4				2562
	Saturday, April 2	at Louisville 1,	Fort Wayne 2				2065
	Fort Wayne wins best-of seven series 4-2						
	Finals vs St. Paul Saints	7	3	4	0	29-23	
	Thursday, April 7	at St. Paul 5,	Fort Wayne 3				5147
	Saturday, April 9	at St. Paul 3,	Fort Wayne 0				7249
	Tuesday, April 12	at Fort Wayne 8,	St. Paul 0				3521
	Thursday, April 14	at Fort Wayne 4,	St. Paul 5	(11:31 4th OT)			3612
	Saturday, April 16	at Fort Wayne 5,	St. Paul 3				5483
	Sunday, April 17	at Fort Wayne 8,	St. Paul 4				3220
	Monday, April 18	at Fort Wayne 1,	St. Paul 3				7347
	St. Paul wins best-of-seven series 4-3						

(Cont'd next page)

ALL TIME RECORDS 1952-2015, PLAYOFFS

Fort Wayne Komets Playoff History -- Game-By-Game (Cont'd)

Year	Result	GP	W	L	T	GF-GA	Attendance	
1960-61	Round Robin Series	8	3	3	2	27-26		
	<u>Team</u>	<u>GP</u>	<u>W</u>	<u>L</u>	<u>T</u>	<u>Pts</u>	<u>GF</u> <u>GA</u>	
	Muskegon Zephers	8	4	2	2	10	30 29	
	Fort Wayne Komets	8	3	3	2	8	27 26	
	Toledo Mercurys	8	3	5	0	6	30 32	
	Saturday, March 18	at Toledo 4, Fort Wayne 2						1454
	Sunday, March 19	at Fort Wayne 3, Toledo 1						3014
	Friday, March 24	at Toledo 7, Fort Wayne 5						1125
	Saturday, March 25	at Muskegon 4, Fort Wayne 4 (1 OT)						3637
	Monday, March 27	at Fort Wayne 4, Muskegon 2						1837
	Wednesday, March 29	at Fort Wayne 4, Toledo 2						2340
	Thursday, March 30	at Muskegon 5, Fort Wayne 4						3329
	Friday, March 31	at Fort Wayne 1, Muskegon 1 (1 OT)						4690
	Fort Wayne eliminated from playoffs							
1961-62	Did not qualify							
1962-63	Semi-finals vs Muskegon Zehpyrs	6	4	2	0	28-28		
	Saturday, March 30	at Fort Wayne 4, Muskegon 7						4071
	Wednesday, April 3	at Muskegon 5, Fort Wayne 0						2995
	Thursday, April 4	at Fort Wayne 6, Muskegon 2						2611
	Saturday, April 6	at Muskegon 5, Fort Wayne 6 (2:08 OT)						5040
	Sunday, April 7	at Fort Wayne 5, Muskegon 3						4172
	Tuesday, April 9	at Muskegon 6, Fort Wayne 7 (5:28 OT)						3019
	Fort Wayne wins best-of-seven series 4-2							
	Finals vs Minneapolis Millers	5	4	1	0	21-16		
	Saturday, April 13	at Fort Wayne 8, Minneapolis 4						5498
	Sunday, April 14	at Fort Wayne 1, Minneapolis 6						3875
	Wednesday, April 17	at (St. Paul) Minneapolis 1, Fort Wayne 2						1415
	Saturday, April 20	at (St. Paul) Minneapolis 3, Fort Wayne 6						1702
	Tuesday, April 23	at Fort Wayne 4, Minneapolis 2						5026
	Fort Wayne wins best-of-seven series 4-1							
1963-64	Semi-finals vs Windsor Bulldogs	6	4	2	0	20-17		
		*(Actual) 6	3	3	0	20-17		
	Tuesday, March 31	at Fort Wayne 3, Windsor 2						2668
	Wednesday, April 1	at Windsor 6, Fort Wayne 2						1643
	Saturday, April 4	at Fort Wayne 8, Windsor 1						5089
	Sunday, April 5	at Windsor 3, Fort Wayne 1						2151
	Tuesday, April 7	at Fort Wayne 3, Windsor 0						2473
	*Wednesday, April 8	at Windsor 5, Fort Wayne 3						1517
	Fort Wayne Komets are awarded the series because Windsor used an ineligible player.							
	*Game six was awarded to Fort Wayne.							
	Fort Wayne wins best-of-seven series 4-2							
	Finals vs Toledo Blades	6	2	4	0	26-24		
	Wednesday, April 15	at Toledo 8, Fort Wayne 4						1474
	Saturday, April 18	at Toledo 4, Fort Wayne 10						3287
	Tuesday, April 21	at Fort Wayne 2, Toledo 6						3842
	Wednesday, April 22	at Fort Wayne 7, Toledo 0						2962
	Friday, April 24	at Toledo 3, Fort Wayne 1						2526
	Sunday, April 26	at Fort Wayne 2, Toledo 3 (3:23 OT)						4714
	Toledo wins best-of-seven series 4-2							

(Cont'd next page)

ALL TIME RECORDS 1952-2015, PLAYOFFS

Fort Wayne Komets Playoff History -- Game-byGame (Cont'd)

Year	Result	GP	W	L	T	GF-GA	Attendance
1964-65	Semi-finals vs Toledo Blades	4	4	0	0	24-12	
	Tuesday, March 30	at Fort Wayne	8	Toledo	1		2118
	Wednesday, March 31	at Fort Wayne	5	Toledo	4 (0:16 OT)		1998
	Saturday, April 3	at Fort Wayne	6	Toledo	4		5360
	Sunday, April 4	at Fort Wayne	5	Toledo	3		3416
	Fort Wayne wins best-of-seven series 4-0						
	Finals vs Des Moines Oakleafs	6	4	2	0	29-26	
	Wednesday, April 14	at Fort Wayne	2	Des Moines	1		2486
	Saturday, April 17	at Fort Wayne	6	Des Moines	4		5761
	Tuesday, April 20	at Des Moines	6	Fort Wayne	3		3214
Friday, April 23	at Des Moines	3	Fort Wayne	5		4526	
Saturday, April 24	at Des Moines	7	Fort Wayne	6		4384	
Tuesday, April 27	at Fort Wayne	7	Des Moines	5		5011	
Fort Wayne wins best-of-seven series 4-2							
1965-66	Semi-finals vs Dayton Gems	6	2	4	0	20-30	
	Tuesday, March 29	at Fort Wayne	3	Dayton	6		2409
	Thursday, March 31	at Dayton	5	Fort Wayne	4 (3:21 2nd OT)		2605
	Saturday, April 2	at Fort Wayne	5	Dayton	4		5259
	Sunday, April 3	at Dayton	7	Fort Wayne	1		4630
	Tuesday, April 5	at Fort Wayne	6	Dayton	2		4204
	Thursday, April 7	at Dayton	6	Fort Wayne	1		5228
	Dayton wins best-of-seven series 4-2						
1966-67	Semi-finals vs Des Moines Oakleafs	7	4	3	0	26-19	
	Tuesday, March 28	at Fort Wayne	2	Des Moines	0		2400
	Thursday, March 30	at Fort Wayne	5	Des Moines	4		3110
	Saturday, April 1	at Des Moines	4	Fort Wayne	3		3395
	Monday, April 3	at Des Moines	3	Fort Wayne	6		2562
	Wednesday, April 5	at Fort Wayne	2	Des Moines	5		4546
	Friday, April 7	at Des Moines	3	Fort Wayne	2		3637
	Saturday, April 8	at Fort Wayne	6	Des Moines	0		5331
	Fort Wayne wins best-of-seven series 4-3						
	Finals vs Toledo Blades	6	2	4	0	14-17	
	Sunday, April 9	at Fort Wayne	4	Toledo	2		3422
	Tuesday, April 11	at Toledo	3	Fort Wayne	2		2129
	Thursday, April 13	at Toledo	3	Fort Wayne	2		2871
Saturday, April 15	at Toledo	5	Fort Wayne	4		5496	
Tuesday, April 18	at Fort Wayne	2	Toledo	1		5010	
Wednesday, April 19	at Toledo	3	Fort Wayne	0		4000	
Toledo wins best-of-seven series 4-2							
1967-68	Semi-finals vs Dayton Gems	6	2	4	0	23-28	
	Tuesday, March 26	at Dayton	2	Fort Wayne	4		2218
	Thursday, March 28	at Fort Wayne	3	Dayton	7		3457
	Saturday, March 30	at Fort Wayne	8	Dayton	5		6360
	Sunday, March 31	at Dayton	5	Fort Wayne	3		2840
	Tuesday, April 2	at (Troy) Dayton	6	Fort Wayne	3		2208
	Thursday, April 4	at Fort Wayne	2	Dayton	3 (11:07 OT)		4238
	Dayton wins best-of-seven series 4-2						

(Cont'd next page)

ALL TIME RECORDS 1952-2015, PLAYOFFS

Fort Wayne Komets Playoff History -- Game-byGame (Cont'd)

Year	Result	GP	W	L	T	GF-GA	Attendance	
1968-69	Round Robin Series	3	1	2	0	10-15		
	<u>Team</u>	<u>GP</u>	<u>W</u>	<u>L</u>	<u>T</u>	<u>Pts</u>	<u>GF</u> <u>GA</u>	
	Muskegon Mohawks	3	3	0	0	6	20 6	
	Dayton Gems	3	3	0	0	6	11 8	
	Toledo Blades	3	1	2	0	2	15 17	
	Fort Wayne Komets	3	1	2	0	2	10 15	
	Columbus Checkers	3	1	2	0	2	10 15	
	Port Huron Flags	3	0	3	0	0	11 16	
	Wednesday, March 26	at Toledo 4, Fort Wayne 5 (4:55 OT)						1500 (Est)
	Friday, March 28	at Fort Wayne 3, Dayton 4						4285
	Saturday, March 29	at Muskegon 7, Fort Wayne 2						4123
	Fort Wayne advances to the semi-finals							
	Semi-finals vs Dayton Gems	3	0	3	0	4-14		
	Wednesday, April 2	at Dayton 7, Fort Wayne 0						3141
	Thursday, April 3	at Dayton 2, Fort Wayne 1						3163
	Saturday, April 5	at Fort Wayne 3, Dayton 5						4799
	Dayton wins best-of-five series 3-0							
1969-70	Quarterfinals vs Port Huron Flags	3	0	3	0	8-14		
	Tuesday, March 24	at Port Huron 5, Fort Wayne 3						1234
	Thursday, March 26	at Fort Wayne 1, Port Huron 3						2622
	Saturday, March 28	at Port Huron 6, Fort Wayne 4						2934
	Port Huron wins best-of-five series 3-0							
1970-71	Quarterfinals vs Des Moines Oakleaves	5	1	4	0	16-27		
	Friday, March 26	at Des Moines 7, Fort Wayne 3						1814
	Saturday, March 27	at Des Moines 6, Fort Wayne 3						2681
	Sunday, March 28	at Fort Wayne 6, Des Moines 5 (8:54 OT)						2662
	Tuesday, March 30	at Fort Wayne 2, Des Moines 4						2992
	Thursday, April 1	at Des Moines 5, Fort Wayne 2						1982
	Des Moines wins best-of-seven series 4-1							
1971-72	Quarterfinals vs Des Moines Oakleaves	3	3	0	0	15-7		
	Tuesday, March 21	at Fort Wayne 5, Des Moines 3						2772
	Wednesday, March 22	at Fort Wayne 5, Des Moines 3						3223
	Friday, March 24	at Des Moines 1, Fort Wayne 5						1550
	Fort Wayne wins best-of-five series 3-0							
	Semi-finals vs Port Huron Flags	5	2	3	0	13-18		
	Friday, March 31	at Port Huron 3, Fort Wayne 0						2430
	Saturday, April 1	at Fort Wayne 3, Port Huron 2						5808
	Monday, April 3	at Port Huron 7, Fort Wayne 4						2514
	Wednesday, April 5	at Fort Wayne 4, Port Huron 2						4884
	Thursday, April 6	at Port Huron 4, Fort Wayne 2						2652
	Port Huron wins best-of-five series 3-2							
1972-73	Quarterfinals --Fort Wayne receives bye to semi-finals							
	Semi-finals vs Flint Generals	5	4	1	0	31-9		
	Wednesday, March 21	at Fort Wayne 9, Flint 0						4030
	Friday, March 23	at Flint 2, Fort Wayne 4						4235
	Saturday, March 24	at Fort Wayne 8, Flint 1						8032
	Wednesday, March 28	at Flint 6, Fort Wayne 5 (9:03 OT)						4044
	Saturday, March 31	at Fort Wayne 5, Flint 0						7678
	Fort Wayne wins best-of-seven series 4-1							

(Cont'd next page)

ALL TIME RECORDS 1952-2015, PLAYOFFS

Fort Wayne Komets Playoff History -- Game-byGame (Cont'd)

Year	Result	GP	W	L	T	GF-GA	Attendance
1972-73 (Cont'd)	Finals vs Port Huron Wings	4	4	0	0	19-8	
	Friday, April 6						4862
	Saturday, April 7						7151
	Tuesday, April 19						2418
	Sunday, April 15						3046
	Fort Wayne wins best-of-seven series 4-0						
1973-74	Did not qualify						
1974-75	Did not qualify						
1975-76	Quarterfinals vs Toledo Goaldiggers	4	4	0	0	23-15	
	Tuesday, March 30						3003
	Wednesday, March 31						3825
	Saturday, April 3						5335
	Sunday, April 4						4567
	Fort Wayne wins best-of-seven series 4-0						
	Semi-finals vs Dayton Gems	5	1	4	0	20-34	
	Saturday, April 10						2642
	Wednesday, April 14						3468
	Friday, April 16						2529
	Saturday, April 17						3162
	Wednesday, April 21						2400
	Dayton wins best-of-seven series 4-1						
1976-77	Quarterfinals vs Dayton Gems	4	4	0	0	23-7	
	Saturday, April 2						1716
	Sunday, April 3						5075
	Wednesday, April 6						1353
	Saturday, April 9						6886
	Fort Wayne wins best-of-seven series 4-0						
	Semi-finals vs Toledo Goaldiggers	5	1	4	0	22-23	
	Saturday, April 16						5378
	Monday, April 18						4282
	Wednesday, April 20						5254
	Thursday, April 21						4994
	Saturday, April 23						5378
	Toledo wins best-of-seven series 4-1						
1977-78	Quarterfinals vs Muskegon Mohawks	6	4	2	0	26-24	
	Wednesday, April 12						3424
	Saturday, April 15						5075
	Wednesday, April 19						2006
	Friday, April 21						4422
	Saturday, April 22						6556
	Tuesday, April 25						2279
	Fort Wayne wins best-of-seven series 4-2						
	Semi-finals vs Toledo Goaldiggers	5	1	4	0	13-26	
	Friday, April 28						5115
	Saturday, April 29						5145
	Tuesday, May 2						4114
	Wednesday, May 3						4983
	Friday, May 5						6231
	Toledo wins best-of-seven series 4-1						

(Cont'd next page)

ALL TIME RECORDS 1952-2015, PLAYOFFS

Fort Wayne Komets Playoff History -- Game-byGame (Cont'd)

Year	Result	GP	W	L	T	GF-GA	Attendance	
1978-79	Quarterfinals vs Toledo Goaldiggers	6	4	2	0	30-21		
	Wednesday, April 11	at Fort Wayne 5, Toledo 2					3470	
	Friday, April 13	at Toledo 1, Fort Wayne 3					4395	
	Saturday, April 14	at Fort Wayne 4, Toledo 3					6834	
	Tuesday, April 17	at Toledo 8, Fort Wayne 7 (8:52 OT)					3616	
	Wednesday, April 18	at Fort Wayne 4, Toledo 5 (0:57 OT)					4284	
	Friday, April 20	at Toledo 2, Fort Wayne 7					5286	
	Fort Wayne wins best-of-seven series 4-2							
	1979-80	Semi-finals vs Grand Rapids Owls	7	3	4	0	37-36	
		Saturday, April 28	at Grand Rapids 8, Fort Wayne 6					3500
		Sunday, April 29	at Fort Wayne 5, Grand Rapids 4					5073
		Tuesday, May 1	at Grand Rapids 7, Fort Wayne 5					2413
		Wednesday, May 2	at Fort Wayne 7, Grand Rapids 1					4040
		Friday, May 4	at Grand Rapids 6, Fort Wayne 4					3576
		Saturday, May 5	at Fort Wayne 8, Grand Rapids 4					6030
		Monday, May 7	at Grand Rapids 6, Fort Wayne 2					3155
		Grand Rapids wins best-of-seven series 4-3						
1979-80		Quarterfinals vs Toledo Goaldiggers	4	4	0	0	25-7	
	Wednesday, April 9	at Fort Wayne 5, Toledo 2					2781	
	Saturday, April 12	at Fort Wayne 10, Toledo 1					3151	
	Wednesday, April 16	at Toledo 4, Fort Wayne 7					2781	
	Thursday, April 17	at Toledo 0, Fort Wayne 3					1937	
	Fort Wayne wins best-of-seven series 4-0							
	1979-80	Semi-finals vs Saginaw Gears	5	4	1	0	20-16	
		Wednesday, April 23	at Saginaw 3, Fort Wayne 4					2835
		Saturday, April 26	at Saginaw 4, Fort Wayne 1					4122
		Wednesday, April 30	at Fort Wayne 6, Saginaw 4					3900
		Saturday, May 3	at Fort Wayne 6, Saginaw 3					5700
		Sunday, May 4	at Saginaw 2, Fort Wayne 3					3847
	Fort Wayne wins best-of-seven series 4-1							
	1979-80	Finals vs Kalamazoo Wings	6	2	4	0	18-26	
		Wednesday, May 7	at Kalamazoo 6, Fort Wayne 1					3436
		Friday, May 9	at Fort Wayne 6, Kalamazoo 2					4909
		Saturday, May 10	at Kalamazoo 3, Fort Wayne 5					5311
Wednesday, May 14		at Fort Wayne 1, Kalamazoo 4					5397	
Friday, May 16		at Kalamazoo 6, Fort Wayne 4					5233	
Saturday, May 17		at Fort Wayne 1, Kalamazoo 5					6814	
Kalamazoo wins best-of-seven series 4-2								
1980-81	Quarterfinals vs Milwaukee Admirals	7	4	3	0	30-29		
	Wednesday, April 8	at Fort Wayne 5, Milwaukee 4					1785	
	Thursday, April 9	at Milwaukee 8, Fort Wayne 4					2094	
	Saturday, April 11	at Fort Wayne 4, Milwaukee 3					3009	
	Wednesday, April 15	at Milwaukee 4, Fort Wayne 2					2477	
	Friday, April 17	at Fort Wayne 4, Milwaukee 5					3309	
	Saturday, April 18	at Milwaukee 2, Fort Wayne 4					3805	
	Monday, April 20	at Fort Wayne 7, Milwaukee 3					3515	
Fort Wayne wins best-of-seven series 4-3								

(Cont'd next page)

ALL TIME RECORDS 1952-2015, PLAYOFFS

Fort Wayne Komets Playoff History -- Game-byGame (Cont'd)

Year	Result	GP	W	L	T	GF-GA	Attendance	
1980-81 (Cont'd)	Semi-finals vs Saginaw Gears	5	1	4	0	12-26		
	Wednesday, April 22	at Saginaw 2, Fort Wayne 0					2717	
	Friday, April 24	at Fort Wayne 5, Saginaw 4					3468	
	Saturday, April 25	at Saginaw 10, Fort Wayne 2					3512	
	Wednesday, April 29	at Fort Wayne 3, Saginaw 4 (2:29 OT)					2884	
	Friday, May 1	at Saginaw 6, Fort Wayne 2					3718	
	Saginaw wins best-of-seven series 4-1							
1981-82	Quarterfinals vs Kalamazoo Wings	5	4	1	0	24-18		
	Friday, April 9	at Kalamazoo 1, Fort Wayne 4					3254	
	Saturday, April 10	at Fort Wayne 6, Kalamazoo 3					4206	
	Tuesday, April 13	at Kalamazoo 3, Fort Wayne 4					3042	
	Wednesday, April 14	at Fort Wayne 4, Kalamazoo 6					4224	
	Saturday, April 17	at Kalamazoo 5, Fort Wayne 6					4235	
	Fort Wayne wins best-of-seven series 4-1							
	Round Robin Semi-finals	4	1	3	0	15-22		
	<u>Team</u>	<u>GP</u>	<u>W</u>	<u>L</u>	<u>T</u>	<u>Pts</u>	<u>GF</u>	<u>GA</u>
	Saginaw Gears	4	3	0	0	6	22	16
	Toledo Goaldiggers	4	2	2	0	4	21	20
	Fort Wayne Komets	4	1	3	0	2	15	22
	Tuesday, April 20	at Fort Wayne 3, Toledo 5						2806
	Wednesday, April 21	at Saginaw 7, Fort Wayne 3						2413
	Friday, April 23	at Toledo 7, Fort Wayne 5						3452
	Saturday, April 24	at Fort Wayne 4, Saginaw 3 (8:38 OT)						1708
	Fort Wayne eliminated from playoffs							
1982-83	Quarterfinals vs Flint Generals	5	3	2	0	20-19		
	Wednesday, April 13	at Fort Wayne 4, Flint 3					2060	
	Friday, April 15	at Flint 7, Fort Wayne 4					2841	
	Saturday, April 16	at Fort Wayne 7, Flint 4					4284	
	Sunday, April 17	at Flint 2, Fort Wayne 1					3642	
	Wednesday, April 20	at Fort Wayne 4, Flint 3					4832	
	Fort Wayne wins best-of-five series 3-2							
	Semi-finals vs Toledo Goaldiggers	5	1	4	0	17-26		
	Friday, April 22	at Toledo 7, Fort Wayne 4					2883	
	Saturday, April 23	at Fort Wayne 7, Toledo 5					5025	
	Sunday, April 24	at Toledo 3, Fort Wayne 0					3064	
	Tuesday, April 26	at Fort Wayne 4, Toledo 7					3883	
	Tuesday, May 3	at Toledo 4, Fort Wayne 2					3888	
	Toledo wins best-of-seven series 4-1							
1983-84	Fort Wayne receives bye to semi-finals							
	Semi-finals vs Toledo Goaldiggers	6	2	4	0	20-21		
	Sunday, April 15	at Fort Wayne 1, Toledo 3					3811	
	Wednesday, April 18	at Toledo 3, Fort Wayne 5					2562	
	Friday, April 20	at Fort Wayne 7, Toledo 4					5450	
	Saturday, April 21	at Toledo 6, Fort Wayne 4					3023	
	Wednesday, April 25	at Fort Wayne 3, Toledo 4					4020	
	Friday, April 27	at Toledo 1, Fort Wayne 0					3762	
	Toledo wins best-of-seven series 4-2							

(Cont'd next page)

ALL TIME RECORDS 1952-2015, PLAYOFFS

Fort Wayne Komets Playoff History -- Game-byGame (Cont'd)

Year	Result	GP	W	L	T	GF-GA	Attendance	
1984-85	Quarterfinals vs Salt Lake Golden Eagles	7	4	3	0	29-22		
	Wednesday, April 17	at Fort Wayne	3	Salt Lake	1		1680	
	Saturday, April 20	at Fort Wayne	3	Salt Lake	2		3030	
	Monday, April 22	at Salt Lake	2	Fort Wayne	7		2121	
	Tuesday, April 23	at Salt Lake	5	Fort Wayne	4 (9:31 OT)		2187	
	Thursday, April 25	at Salt Lake	4	Fort Wayne	3 (5:16 OT)		2636	
	Saturday, April 27	at Fort Wayne	3	Salt Lake	6		3264	
	Sunday, April 28	at Fort Wayne	6	Salt Lake	2		2396	
	Fort Wayne wins best-of-seven series 4-3							
		Semi-finals vs Peoria Rivermen	6	2	4	0	17-26	
Wednesday, May 1	at Peoria	4	Fort Wayne	5 (5:59 OT)		2534		
Friday, May 3	at Peoria	3	Fort Wayne	2 (0:17 OT)		3296		
Saturday, May 4	at Fort Wayne	8	Peoria	4		3700		
Sunday, May 5	at Fort Wayne	1	Peoria	4		3856		
Tuesday, May 7	at Peoria	6	Fort Wayne	1		2692		
Wednesday, May 8	at Fort Wayne	4	Peoria	5 (2:55 OT)		2300		
Peoria wins best-of-seven series 4-2								
1985-86	Quarterfinals vs Salt Lake Golden Eagles	5	4	1	0	28-24		
	Wednesday, April 16	at Fort Wayne	3	Salt Lake	2 (1:02 OT)		2765	
	Saturday, April 19	at Fort Wayne	7	Salt Lake	5		4211	
	Tuesday, April 22	at Salt Lake	7	Fort Wayne	4		2114	
	Thursday, April 24	at Salt Lake	4	Fort Wayne	6		2341	
	Saturday, April 26	at Salt Lake	6	Fort Wayne	8		2658	
	Fort Wayne wins best-of-seven series 4-1							
		Semi-finals vs Peoria Rivermen	6	4	2	0	25-13	
	Wednesday, April 30	at Fort Wayne	4	Peoria	0		2862	
	Saturday, May 3	at Fort Wayne	8	Peoria	4		4939	
Sunday, May 4	at Peoria	2	Fort Wayne	1		2678		
Tuesday, May 6	at Peoria	4	Fort Wayne	0		2911		
Wednesday, May 7	at Fort Wayne	5	Peoria	0		2903		
Friday, May 9	at Peoria	3	Fort Wayne	7		4270		
Fort Wayne wins best-of-seven series 4-2								
	Finals vs Muskegon Lumberjacks	4	0	4	0	11-23		
Sunday, May 11	at Fort Wayne	5	Muskegon	7		3686		
Wednesday, May 14	at Muskegon	5	Fort Wayne	2		3012		
Friday, May 16	at Fort Wayne	2	Muskegon	5		4571		
Tuesday, May 20	at Muskegon	6	Fort Wayne	2		5399		
Muskegon wins best-of-seven series 4-0								
1986-87	Quarterfinals vs Indianapolis Checkers	6	4	2	0	23-18		
	Wednesday, April 15	at Fort Wayne	4	Indianapolis	1		2764	
	Friday, April 17	at Indianapolis	7	Fort Wayne	5		2976	
	Saturday, April 18	at Fort Wayne	4	Indianapolis	2		4344	
	Wednesday, April 22	at Indianapolis	4	Fort Wayne	2		2192	
	Friday, April 24	at Fort Wayne	5	Indianapolis	3		4186	
	Saturday, April 25	at Indianapolis	1	Fort Wayne	3		2839	
	Fort Wayne wins best-of-seven series 4-2							
		Semi-finals vs Salt Lake Golden Eagles	5	1	4	0	15-24	
	Wednesday, April 29	at Fort Wayne	2	Salt Lake	3		2389	
Friday, May 1	at Fort Wayne	3	Salt Lake	2 (7:58 OT)		3902		
Saturday, May 2	at Salt Lake	5	Fort Wayne	3		3562		
Tuesday, May 5	at Salt Lake	9	Fort Wayne	3		2596		
Thursday, May 7	at Salt Lake	5	Fort Wayne	4		3065		
Salt Lake wins best-of-seven series 4-1								

(Cont'd next page)

ALL TIME RECORDS 1952-2015, PLAYOFFS

Fort Wayne Komets Playoff History -- Game-by-Game (Cont'd)

Year	Result	GP	W	L	T	GF-GA	Attendance	
1987-88	Quarterfinals vs Saginaw Hawks	6	2	4	0	18-21		
	Wednesday, April 13	at Fort Wayne 2, Saginaw 3 (13:54 OT)						2025
	Friday, April 15	at Saginaw 7, Fort Wayne 3						1277
	Saturday, April 16	at Fort Wayne 5, Saginaw 3						3406
	Sunday, April 17	at Saginaw 3, Fort Wayne 2						2545
	Friday, April 22	at Fort Wayne 3, Saginaw 0						3783
	Saturday, April 23	at Saginaw 5, Fort Wayne 3						1372
	Saginaw wins best-of-seven series 4-2							
1988-89	Quarterfinals vs Saginaw Hawks	6	4	2	0	17-12		
	Friday, April 14	at Saginaw 5, Fort Wayne 2						1549
	Sunday, April 16	at Saginaw 1, Fort Wayne 3						1474
	Monday, April 17	at Fort Wayne 3, Saginaw 2						3105
	Tuesday, April 18	at Fort Wayne 3, Saginaw 0						3522
	Friday, April 21	at Saginaw 3, Fort Wayne 2						1601
	Saturday, April 22	at Fort Wayne 4, Saginaw 1						4150
	Fort Wayne wins best-of-seven series 4-2							
	Semi-finals vs Muskegon Lumberjacks	5	1	4	0	18-25		
	Tuesday, April 25	at Muskegon 3, Fort Wayne 2 (0:30 OT)						1421
	Saturday, April 29	at Fort Wayne 2, Muskegon 4						5709
	Sunday, April 30	at Muskegon 7, Fort Wayne 4						2465
	Wednesday, May 3	at Fort Wayne 8, Muskegon 6						2510
	Saturday, May 6	at Muskegon 5, Fort Wayne 2						3631
	Muskegon wins best-of-seven series 4-1							
1989-90	Quarterfinals vs Muskegon Lumberjacks	5	1	4	0	23-32		
	Wednesday, April 11	at Muskegon 6, Fort Wayne 3						1343
	Friday, April 13	at Fort Wayne 9, Muskegon 4						4015
	Saturday, April 14	at Muskegon 10, Fort Wayne 3						3281
	Tuesday, April 17	at Fort Wayne 6, Muskegon 9						4529
	Wednesday, April 18	at Muskegon 3, Fort Wayne 1						1621
	Muskegon wins best-of-seven series 4-1							
1990-91	Quarterfinals vs Indianapolis Ice	7	4	3	0	24-17		
	Friday, April 12	at Indianapolis 3, Fort Wayne 2 (12:22 OT)						5783
	Saturday, April 13	at Fort Wayne 8, Indianapolis 2						8003
	Monday, April 15	at Indianapolis 2, Fort Wayne 1						2097
	Wednesday, April 17	at Fort Wayne 4, Indianapolis 2						5350
	Friday, April 19	at Indianapolis 1, Fort Wayne 2						5223
	Saturday, April 20	at Fort Wayne 3, Indianapolis 4						8005
	Sunday, April 21	at Indianapolis 3, Fort Wayne 4 (18:29 OT)						4408
	Fort Wayne wins best-of-seven series 4-3							
	Semi-finals vs Kalamazoo Wings	6	4	2	0	22-18		
	Wednesday, April 24	at Kalamazoo 5, Fort Wayne 1						1879
	Friday, April 26	at Fort Wayne 5, Kalamazoo 1						8203
	Saturday, April 27	at Kalamazoo 5, Fort Wayne 3						4352
	Tuesday, April 30	at Fort Wayne 6, Kalamazoo 2						5907
	Wednesday, May 1	at Kalamazoo 3, Fort Wayne 4 (2:30 OT)						2574
	Friday, May 3	at Fort Wayne 3, Kalamazoo 2						8003
	Fort Wayne wins best-of-seven series 4-2							
	Finals vs Peoria Rivermen	6	2	4	0	17-25		
	Friday, May 10	at Peoria 7, Fort Wayne 1						7020
	Saturday, May 11	at Peoria 5, Fort Wayne 2						8391
	Wednesday, May 15	at Fort Wayne 4, Peoria 5 (0:47 OT)						8003
	Friday, May 17	at Fort Wayne 5, Peoria 2						8025
	Saturday, May 18	at Peoria 3, Fort Wayne 4						9271
	Monday, May 20	at Fort Wayne 1, Peoria 3						8205
	Peoria wins best-of-seven series 4-2							

(Cont'd next page)

ALL TIME RECORDS 1952-2015, PLAYOFFS

Fort Wayne Komets Playoff History -- Game-byGame (Cont'd)

Year	Result	GP	W	L	T	GF-GA	Attendance	
1991-92	Quarterfinals vs Kalamazoo Wings	7	3	4	0	23-26		
	Wednesday, April 8	at Fort Wayne	7	Kalamazoo	4		6856	
	Friday, April 10	at Kalamazoo	7	Fort Wayne	1		3304	
	Saturday, April 11	at Fort Wayne	3	Kalamazoo	1		8103	
	Wednesday, April 15	at Kalamazoo	4	Fort Wayne	3		2891	
	Friday, April 17	at Fort Wayne	4	Kalamazoo	1		8103	
	Saturday, April 18	at Kalamazoo	5	Fort Wayne	2		5181	
	Monday, April 20	at Fort Wayne	3	Kalamazoo	4		8003	
	Kalamazoo wins best-of-seven series 4-3							
	1992-93	Quarterfinals vs Cleveland Lumberjacks	4	4	0	0	22-8	
Friday, April 16		at Fort Wayne	4	Cleveland	1		7145	
Sunday, April 18		at Fort Wayne	6	Cleveland	2		7015	
Thursday, April 22		at Cleveland	2	Fort Wayne	5		1543	
Saturday, April 24		at Cleveland	3	Fort Wayne	7		3787	
Fort Wayne wins best-of-seven series 4-0								
Semifinals vs Atlanta Knights		4	4	0	0	11-5		
Friday, April 30		at Atlanta	1	Fort Wayne	4		5869	
Saturday, May 1		at Atlanta	1	Fort Wayne	2		6330	
Wednesday, May 5		at Fort Wayne	3	Atlanta	2		7542	
Friday, May 7	at Fort Wayne	2	Atlanta	1		8088		
Fort Wayne wins best-of-seven series 4-0								
Finals vs San Diego Gulls	4	4	0	0	21-5			
Friday, May 14	at San Diego	1	Fort Wayne	7		9600		
Sunday, May 16	at San Diego	1	Fort Wayne	5		7529		
Wednesday, May 19	at Fort Wayne	3	San Diego	2 (OT)		8103		
Friday, May 21	at Fort Wayne	6	San Diego	1		8154		
Fort Wayne wins best-of-seven series 4-0								
1993-94	Quarterfinals vs Peoria Rivermen	6	4	2	0	26-18		
	Friday, April 15	at Peoria	1	Fort Wayne	4		3705	
	Sunday, April 17	at Peoria	2	Fort Wayne	1		3171	
	Tuesday, April 19	at Fort Wayne	4	Peoria	5 (OT)		6121	
	Thursday, April 21	at Fort Wayne	5	Peoria	0		6355	
	Saturday, April 23	at Peoria	4	Fort Wayne	5		4406	
	Monday, April 25	at Fort Wayne	7	Peoria	6		6139	
	Fort Wayne wins best-of-seven series 4-2							
	Semifinals vs Cincinnati Cyclones	6	4	2	0	20-24		
	Saturday, April 30	at Fort Wayne	6	Cincinnati	3		8103	
Sunday, May 1	at Fort Wayne	2	Cincinnati	1		8011		
Wednesday, May 4	at Cincinnati	7	Fort Wayne	8		4457		
Friday, May 6	at Cincinnati	4	Fort Wayne	0		6013		
Saturday, May 7	at Cincinnati	7	Fort Wayne	1		6233		
Monday, May 9	at Fort Wayne	3	Cincinnati	2		7646		
Fort Wayne wins best-of-seven series 4-2								
Finals vs Atlanta Knights	6	2	4	0	19-22			
Saturday, May 14	at Atlanta	7	Fort Wayne	4		9873		
Sunday, May 15	at Atlanta	1	Fort Wayne	0		7088		
Tuesday, May 17	at Fort Wayne	3	Atlanta	1		8103		
Thursday, May 19	at Fort Wayne	6	Atlanta	7 (3 OT)		8103		
Sunday, May 22	at Fort Wayne	5	Atlanta	3		8153		
Wednesday, May 25	at Atlanta	3	Fort Wayne	1		14107		
Atlanta wins best-of-seven series 4-2								

(Cont'd on next page)

ALL TIME RECORDS 1952-2015, PLAYOFFS

Fort Wayne Komets Playoff History -- Game-byGame (Cont'd)

Year	Result	GP	W	L	T	GF-GA	Attendance		
1994-95	First Round vs Peoria Rivermen	4	1	3	0	17-18			
	Thursday, April 13	at Peoria 4, Fort Wayne 10					3038		
	Monday, April 17	at Peoria 4, Fort Wayne 3					2799		
	Friday, April 21	at Fort Wayne 2, Peoria 5					8003		
	Sunday, April 23	at Fort Wayne 2, Peoria 5					5795		
	Peoria wins best-of-five series 3-1								
1995-96	First Round vs Orlando Solar Bears	5	2	3	0	14-12			
	Wednesday, April 17	at Orlando 1, Fort Wayne 6					5192		
	Saturday, April 20	at Orlando 2, Fort Wayne 1					8996		
	Friday, April 26	at Fort Wayne 3, Orlando 1					6484		
	Saturday, April 27	at Fort Wayne 2, Orlando 5					6572		
	Tuesday, April 30	at Orlando 3, Fort Wayne 2					8223		
	Orlando wins best-of-five series 3-2								
1996-97	Did not qualify								
1997-98	First Round vs Cleveland Lumberjacks	4	1	3	0	11-17			
	Sunday, April 19	at Fort Wayne 4, Cleveland 3 (OT)					4785		
	Tuesday, April 21	at Fort Wayne 2, Cleveland 3					5041		
	Saturday, April 25	at Cleveland 6, Fort Wayne 2					4388		
	Sunday, April 26	at Cleveland 5, Fort Wayne 3					3107		
	Cleveland wins best-of-five series 3-1								
1998-99	First Round vs Michigan K-Wings	2	0	2	0	3-9			
	Wednesday, April 21	at Michigan 5, Fort Wayne 2					2329		
	Friday, April 23	at Fort Wayne 1, Michigan 4					5052	IHL	
	Michigan wins best-of-three series 2-0								
1999-00	First Round vs Asheville	2	2	0	0	7-4			
	Wednesday, April 5	at Fort Wayne 3, Asheville 2					3884		
	Friday, April 7	at Asheville 2, Fort Wayne 4					2206		
		Fort Wayne wins best-of-three series 2-0							
	Quarterfinals vs Binghamton	6	4	2	0	21-16			
	Friday, April 14	at Binghamton 1, Fort Wayne 3					2228		
	Saturday, April 15	at Binghamton 4, Fort Wayne 2					2507		
	Wednesday, April 19	at Fort Wayne 2, Binghamton 1					4845		
	Friday, April 21	at Fort Wayne 8, Binghamton 4					5689		
	Saturday, April 22	at Fort Wayne 2, Binghamton 3 (2 OT)					5613		
	Tuesday, April 25	at Binghamton 3, Fort Wayne 4					2467		
		Fort Wayne wins best-of-seven series 4-2							
	Semi-finals vs Quad City Mallards	5	1	4	0	16-22			
	Friday, April 28	at Fort Wayne 4, Quad City 3 (OT)					4897		
	Sunday, April 30	at Fort Wayne 3, Quad City 4 (OT)					5021		
Tuesday, May 2	at Quad City 6, Fort Wayne 5 (OT)					6446			
Wednesday, May 3	at Quad City 3, Fort Wayne 2					6369			
Friday, May 5	at Quad City 6, Fort Wayne 2					7690			
	Quad City wins best-of-seven series 4-1								
2000-01	Quarterfinals vs Missouri River Otters	4	3	1	0	17-11			
	Friday, April 6	at Fort Wayne 5, Missouri 4					4416		
	Saturday, April 7	at Fort Wayne 2, Missouri 3					5124		
	Tuesday, April 10	at Missouri 2, Fort Wayne 6					3427		
	Wednesday, April 11	at Missouri 2, Fort Wayne 4					1475		
		Fort Wayne wins best-of-five series 3-1							
	Semi-finals vs Quad City Mallards	3	0	3	0	5-17			
Saturday, April 14	at Quad city 7, Fort Wayne 2					6735			
Sunday, April 15	at Quad City 5, Fort Wayne 1					5786			
Monday, April 16	at Fort Wayne 2, Quad City 5					4222			
	Quad City wins best-of-five series 3-0								

(Cont'd next page)

ALL TIME RECORDS 1952-2015, PLAYOFFS

Fort Wayne Komets Playoff History -- Game-byGame (Cont'd)

Year	Result	GP	W	L	T	GF-GA	Attendance
2001-02	Did not qualify						
2002-03	Quarterfinals vs Port Huron Beacons	3	3	0	0	5-12	
	Wednesday, April 2 at Fort Wayne 4, Port Huron 2						4917
	Friday, April 4 at Fort Wayne 2, Port Huron 1						6378
	Sunday, April 6 at Port Huron 2, Fort Wayne 6						2514
	Fort Wayne wins best-of-five series 3-0						
	Semi-finals vs Elmira Jackals	4	4	0	0	16-6	
	Friday, April 11 at Fort Wayne 3, Elmira 2						6758
	Sunday, April 13 at Fort Wayne 6, Elmira 0						5960
	Wednesday, April 16 at Elmira 1, Fort Wayne 3						2941
	Friday, April 18 at Elmira 3, Fort Wayne 4						3314
	Fort Wayne wins best-of-seven series 4-0						
	Finals vs Quad City Mallards	5	4	1	0	20-10	
	Friday, April 25 at Fort Wayne 4, Quad City 2						8035
	Saturday, April 26 at Fort Wayne 3, Quad City 4 (2 OT)						8884
	Thursday, May 1 at Quad City 3, Fort Wayne 4						4965
	Saturday, May 3 at Quad City 0, Fort Wayne 7						6309
	Sunday, May 4 at Fort Wayne 2, Quad City 1 (OT)						10593
	Fort Wayne wins best-of-seven series 4-1						
2003-04	Quarterfinals vs Kalamazoo Wings	5	3	2	0	12-7	
	Thursday, April 15 at Kalamazoo 3, Fort Wayne 2						1974
	Monday, April 19 at Fort Wayne 5, Kalamazoo 0						5648
	Tuesday, April 20 at Fort Wayne 2, Kalamazoo 1						5757
	Thursday, April 22 at Kalamazoo 1, Fort Wayne 0 (OT)						2143
	Friday, April 23 at Fort Wayne 3, Kalamazoo 2						7084
	Fort Wayne wins best-of-five series 3-2						
	Semi-finals vs Muskegon Fury	4	0	4	0	4-11	
	Sunday, April 25 at Fort Wayne 0, Muskegon 1						5515
	Wednesday, April 28 at Fort Wayne 1, Muskegon 2						5428
	Friday, April 30 at Muskegon 3, Fort Wayne 1						3021
	Saturday, May 1 at Muskegon 5, Fort Wayne 2						3621
	Muskegon wins best-of-seven series 4-0						
2004-05	Quarterfinals vs Missouri River Otters	6	4	2	0	20-11	
	Friday, April 15 at Fort Wayne 2, Missouri 1 (OT)						6168
	Sunday, April 17 at Fort Wayne 3, Missouri 1						5588
	Tuesday, April 19 at Missouri 2, Fort Wayne 8						3601
	Wednesday, April 20 at Missouri 3, Fort Wayne 2						2374
	Saturday, April 23 at Fort Wayne 2, Missouri 3 (2 OT)						6892
	Sunday, April 24 at Missouri 1, Fort Wayne 3						2019
	Fort Wayne wins best-of-seven series 4-2						
	Semi-finals vs Rockford IceHogs	7	4	3	0	21-22	
	Friday, April 20 at Fort Wayne 7, Rockford 4						6307
	Saturday, April 30 at Fort Wayne 1, Rockford 4						6752
	Wednesday, May 4 at Rockford 6, Fort Wayne 3						2884
	Friday, May 6 at Rockford 4, Fort Wayne 1						4213
	Sunday, May 8 at Fort Wayne 3, Rockford 2 (OT)						5088
	Monday, May 9 at Rockford 1, Fort Wayne 4						2633
	Tuesday, May 10 at Fort Wayne 2, Rockford 1 (OT)						6012
	Fort Wayne wins best-of-seven series 4-3						

(Cont'd next page)

ALL TIME RECORDS 1952-2015, PLAYOFFS

Fort Wayne Komets Playoff History -- Game-byGame (Cont'd)

Year	Result	GP	W	L	T	GF-GA	Attendance		
2004-05 (Cont'd)	Finals vs Muskegon Fury	5	1	3	0	10-19			
	Friday, May 13						3643		
	Saturday, May 14						4732		
	Monday, May 16						6870		
	Saturday, May 21						5010		
	Sunday, May 22						7006		
	Muskegon wins best-of-seven series 4-1								
2005-06	Quarterfinals vs Rockford IceHogs	5	1	4	0	16-21			
	Friday, April 21						3419		
	Sunday, April 23						3078		
	Tuesday, April 25						5486		
	Thursday, April 27						5898		
	Friday, April 28						3553		
	Rockford wins best-of-seven series 4-1								
2006-07	Quarterfinals vs Chicago Hounds	5	4	1	0	19-9			
	Friday, April 13						6931		
	Saturday, April 14						7802		
	Sunday, April 15						1546		
	Tuesday, April 17						1264		
	Thursday, April 19						1520		
		Fort Wayne wins best-of-seven series 4-1							
	Semi-finals vs Rockford IceHogs	5	1	4	0	13-18			
	Friday, April 27						7044		
	Sunday, April 29						6303		
Wednesday, May 2						2438			
Friday, May 4						3490			
Saturday, May 5						6319			
	Rockford wins best-of-seven series 4-1								
2007-08	Semi-finals vs Muskegon Fury	6	2	4	0	24-14			
	Friday, April 18						6733		
	Saturday, April 19						2243		
	Sunday, April 20						6535		
	Wednesday, April 23						1565		
	Friday, April 25						6723		
	Saturday, April 26						2354		
		Fort Wayne wins best-of-seven series 4-2							
	Finals vs Port Huron Icehawks	7	4	3	0	20-20			
	Friday, May 2						7473		
	Saturday, May 3						3011		
	Sunday, May 4						6204		
	Wednesday, May 7						2553		
	Thursday, May 8						5756		
Saturday, May 10						3129			
Monday, May 12						10462			
	Fort Wayne wins best-of-seven series 4-3								
2008-09	Semi-finals vs Kalamazoo Wings	6	4	2	0	18-10			
	Friday, April 17						6678		
	Saturday, April 18						2635		
	Sunday, April 19						6628		
	Wednesday, April 22						1892		
	Friday, April 24						7141		
	Saturday, April 25						2951		
	Fort Wayne wins best-of-seven series 4-2								

UHL

IHL

(Cont'd next page)

ALL TIME RECORDS 1952-2015, PLAYOFFS

Fort Wayne Komets Playoff History -- Game-byGame (Cont'd)

Year	Result	GP	W	L	T	GF-GA	Attendance		
2008-09 (Cont'd)	Finals vs Muskegon Lumberjacks	5	4	1	0	21-9			
	Thursday, April 30						6418		
	Saturday, May 2						8134		
	Tuesday, May 5						1855		
	Wednesday, May 6						2217		
	Friday, May 8						10480		
	Fort Wayne wins best-of-seven series 4-1								
2009-10	Semi-finals vs Port Huron Icehawks	7	4	3	0	26-18			
	Thursday, April 22						5412		
	Saturday, April 24						1523		
	Sunday, April 25						6591		
	Wednesday, April 28						1230		
	Friday, April 30						7091		
	Saturday, May 1						1729		
	Monday, May 3						7454		
	Fort Wayne wins best-of-seven series 4-3								
	Finals vs Flint Generals	5	4	1	0	20-14			
	Saturday, May 8						8089		
	Monday, May 10						6509		
	Wednesday, May 12						2421		
	Friday, May 14						4065		
	Saturday, May 15						10480	IHL	
	Fort Wayne wins best-of-seven series 4-1								
2010-11	First Round vs Bloomington PrairieThunder	3	3	0	0	14-6			
	Saturday, April 2						2140		
	Sunday, April 3						1446	CHL	
	Wednesday, April 6						7297		
	Fort Wayne wins best-of-three series 3-0								
	Quarterfinals vs Rapid City Rush	5	2	3	0	15-20			
	Friday, April 15						3994		
	Saturday, April 16						4666		
	Wednesday, April 20						6817		
	Friday, April 22						8687		
	Sunday, April 24						4399		
	Rapid City wins best-of-five series 3-2								

(Cont'd next page)

ALL TIME RECORDS 1952-2015, PLAYOFFS

Fort Wayne Komets Playoff History -- Game-byGame (Cont'd)

Year	Result	GP	W	L	T	GF-GA	Attendance	
2011-12	Quarterfinals vs Rapid City Rush	6	4	2	0	19-18		
	Friday, March 30 at Rapid City 6, Fort Wayne 3						3549	
	Saturday, March 31 at Rapid City 1, Fort Wayne 3						4024	
	Wednesday, April 4 at Fort Wayne 3, Rapid City 1						5704	
	Thursday, April 5 at Fort Wayne 5, Rapid City 3						5950	
	Sunday, April 8 at Fort Wayne 1, Rapid City 4						5911	
	Tuesday, April 10 at Rapid City 3, Fort Wayne 4 (OT)						3888	
	Fort Wayne wins best-of-seven series 4-2							
	Semi-finals vs Missouri Mavericks	7	4	3	0	25-24		
	Friday, April 13 at Fort Wayne 2, Missouri 3 (OT)						5689	
	Saturday, April 14 at Fort Wayne 3, Missouri 6						6791	
	Wednesday, April 18 at Missouri 1, Fort Wayne 3						5321	
	Thursday, April 19 at Missouri 4, Fort Wayne 5 (2 OT)						4357	
	Saturday, April 21 at Missouri 5, Fort Wayne 2						4691	
	Tuesday, April 24 at Fort Wayne 4, Missouri 1						6060	
	Thursday, April 26 at Fort Wayne 6, Missouri 4						7049	
	Fort Wayne wins best-of-seven series 4-3							
	Finals vs Wichita Thunder	5	4	1	0	27-16		
	Saturday, April 28 at Wichita 3, Fort Wayne 5						5209	
	Sunday, April 29 at Wichita 3, Fort Wayne 6						4703	
	Thursday, May 3 at Fort Wayne 7, Wichita 3						7105	
	Saturday, May 5 at Fort Wayne 3, Wichita 4						10480	
	Monday, May 7 at Fort Wayne 6, Wichita 3						9560	CHL
	Fort Wayne wins best-of-seven series 4-1							
2012-13	Did not qualify							
2013-14	First Round vs Reading Royals	5	4	1	0	14-8		
	Thursday, April 17 at Reading 1, Fort Wayne 2						3261	ECHL
	Saturday, April 19 at Reading 4, Fort Wayne 2						4008	
	Thursday, April 24 at Fort Wayne 5, Reading 1						4317	
	Friday, April 25 at Fort Wayne 3, Reading 1						5161	
	Sunday, April 27 at Fort Wayne 2, Reading 1 (2OT)						5008	
	Fort Wayne wins best-of-seven series 4-1							
	Quarterfinals vs Cincinnati Cyclones	6	2	4	0	13-19		
	Friday, May 2 at Cincinnati 1, Fort Wayne 2						1307	
	Saturday, May 3 at Cincinnati 5, Fort Wayne 2						1731	
	Thursday, May 8 at Fort Wayne 2, Cincinnati 3 (2OT)						4104	
	Saturday, May 10 at Fort Wayne 3, Cincinnati 2 (OT)						5353	
	Sunday, May 11 at Fort Wayne 3, Cincinnati 4 (OT)						4716	
	Tuesday, May 13 at Cincinnati 4, Fort Wayne 1						1602	
	Cincinnati wins best-of-seven series 4-2							
2014-15	First Round vs Kalamazoo Wings	5	4	1	0	19-11		
	Friday, April 17 at Fort Wayne 4, Kalamazoo 3						5037	
	Sunday, April 19 at Fort Wayne 3, Kalamazoo 0						5290	
	Wednesday, April 22 at Kalamazoo 1, Fort Wayne 3						1195	
	Friday, April 24 at Kalamazoo 4, Fort Wayne 3						1864	
	Saturday, April 25 at Kalamazoo 4, Fort Wayne 6						1683	
	Fort Wayne wins best-of-seven series 4-1							
	Quarterfinals vs Toledo Walleye	7	3	4	0	15-22		
	Friday, May 1 at Toledo 4, Fort Wayne 1						4087	
	Saturday, May 2 at Toledo 5, Fort Wayne 2						5034	
	Tuesday, May 5 at Fort Wayne 3, Toledo 2 (OT)						4692	
	Thursday, May 7 at Fort Wayne 2, Toledo 1 (OT)						4987	
	Saturday, May 9 at Toledo 3, Fort Wayne 2						5917	
	Sunday, May 10 at Fort Wayne 3, Toledo 2 (2OT)						5246	
	Wednesday, May 13 at Toledo 5, Fort Wayne 2						6523	
	Toledo wins best-of-seven series 4-3							

ALL TIME RECORDS 1952-2015, PLAYOFFS

KOMETTS PLAYOFF TOTALS

Seasons in the IHL:	50		
Seasons in the UHL:	8		
Seasons in the CHL:	2		
Seasons in the ECHL:	<u>3</u>		
Total:	63		
Seasons in IHL playoffs:	43		
Seasons in UHL playoffs:	7		
Seasons in CHL playoffs:	2		
Seasons in ECHL playoffs:	<u>2</u>		
Total:	54		
IHL Turner Cups:	7	('63, '65, '73, '93, 2008, 2009, 2010)	
UHL Colonial Cups:	1	(2003)	
CHL Presidents' Cup	<u>1</u>	(2012)	
Total Championships:	9		
IHL Finals appearances:	15	('59, '60, '63, '64, '65, '67, '73, '80, '86, '91, '93, '94, 2008, 2009, 2010)	
UHL Finals appearances:	2	(2003, 2005)	
CHL Finals appearances:	<u>1</u>	(2012)	
Total Finals appearances:	18		
		W - L - OTL	(T)
IHL playoff games:	393	203-161-29	(2) Note: Of the 29 listed under OTL, 2 were ties
UHL playoff games:	74	39- 29- 6	
CHL playoff games:	26	15- 10- 1	
ECHL playoff games:	<u>23</u>	<u>13- 8- 2</u>	
Total games/records:	516	270-208-38	
		W - L - OTL	(T)
IHL Home games:	200	137-50-13	(1) Note: Of the 13 listed under OTL, 1 was a tie
UHL Home games:	37	22-11- 4	
CHL Home games:	13	9- 4- 0	
ECHL Home games:	<u>11</u>	<u>9- 0- 2</u>	
Total Home games:	261	177-65-19	
		W - L - OTL	(T)
IHL Road games:	193	66-112-15	(1) Note: Of the 15 listed under OTL, 1 was a tie
UHL Road games:	37	17- 18- 2	
CHL Road games:	13	8- 5- 0	
ECHL Road games:	<u>12</u>	<u>4- 8- 0</u>	
Total Road games:	255	95-143-17	
		W- L	
IHL Overtime games:	47	18-27-2 ties	
UHL Overtime games:	12	6- 6	
CHL Overtime games:	4	3- 1	
ECHL Overtime games:	<u>7</u>	<u>5- 2</u>	
Total Overtime games:	70	32-36-2 ties	
		W- L	
IHL series:	75	39-36	
UHL series:	16	10- 6	
CHL series:	5	4- 1	
ECHL series:	<u>4</u>	<u>2- 2</u>	
Total series:	100	55-45	

HONORS

TEAM HONORS

League Championships

<u>Year</u>	<u>League</u>
1962-63	IHL Turner Cup Championship
1964-65	IHL Turner Cup Championship
1972-73	IHL Turner Cup Championship
1992-93	IHL Turner Cup Championship
2002-03	UHL Colonial Cup Championship
2007-08	IHL Turner Cup Championship
2008-09	IHL Turner Cup Championship
2009-10	IHL Turner Cup Championship
2011-12	CHL Presidents' Cup Championship

Regular Season Champions

<u>Year</u>	<u>League</u>
1959-60	IHL Huber Trophy Champions
1962-63	IHL Huber Trophy Champions
1972-73	IHL Huber Trophy Champions
1977-78	IHL Huber Trophy Champions
1983-84	IHL Huber Trophy Champions
1985-86	IHL Huber Trophy Champions
1986-87	IHL Huber Trophy Champions
2002-03	UHL Tarry Cup Champions
2003-04	UHL Tarry Cup Champions
2006-07	UHL Tarry Cup Champions
2007-08	IHL Huber Trophy Champions
2008-09	IHL Huber Trophy Champions

Member Club of the Year

<u>Year</u>	<u>League</u>
1999-00	UHL
2001-02	UHL
2002-03	UHL
2006-07	UHL
2007-08	IHL

HONORS

INDIVIDUAL HONORS

Regular Season Most Valuable Player

<u>Season</u>	<u>League</u>	<u>Trophy</u>	<u>Player</u>
1958-59	IHL	James Gatschene Memorial Trophy	Len Thornson
1960-61	IHL	James Gatschene Memorial Trophy	Len Thornson
1961-62	IHL	James Gatschene Memorial Trophy	Len Thornson
1962-63	IHL	James Gatschene Memorial Trophy	Len Thornson
1962-63	IHL	James Gatschene Memorial Trophy	Eddie Long
1963-64	IHL	James Gatschene Memorial Trophy	Len Thornson
1966-67	IHL	James Gatschene Memorial Trophy	Len Thornson
1967-68	IHL	James Gatschene Memorial Trophy	Len Thornson
1977-78	IHL	James Gatschene Memorial Trophy	Dan Bonar
1978-79	IHL	James Gatschene Memorial Trophy	Terry McDougall
1979-80	IHL	James Gatschene Memorial Trophy	Al Dumba
1983-84	IHL	James Gatschene Memorial Trophy	Darren Jensen
2003-04	UHL	Sher-Wood Most Valuable Player	Kevin St. Pierre

Playoffs Most Valuable Player

<u>Season</u>	<u>League</u>	<u>Trophy</u>	<u>Player</u>
1993	IHL	N.R. "Bud" Poile Trophy	Pokey Reddick
2003	UHL	UHL Playoff MVP	Tommy Lawson
2008	IHL	IHL Playoff MVP	Justin Hodgman
2009	IHL	IHL Playoff MVP	David Hukalo
2010	IHL	IHL Playoff MVP	Matt Syroczyński
2012	CHL	CHL Playoff MVP	Mike Vaskivuo

Regular Season Scoring Champion

<u>Season</u>	<u>League</u>	<u>Trophy</u>	<u>Player</u>
1961-62	IHL	Leo P. Lamoureux Memorial Trophy	Len Thornson
1963-64	IHL	Leo P. Lamoureux Memorial Trophy	Len Thornson
1965-66	IHL	Leo P. Lamoureux Memorial Trophy	Bobby Rivard
1966-67	IHL	Leo P. Lamoureux Memorial Trophy	Len Thornson
1978-79	IHL	Leo P. Lamoureux Memorial Trophy	Terry McDougall
1979-80	IHL	Leo P. Lamoureux Memorial Trophy	Al Dumba
1983-84	IHL	Leo P. Lamoureux Memorial Trophy	Wally Schreiber
1990-91	IHL	Leo P. Lamoureux Memorial Trophy	Lonnie Loach

Outstanding Defenseman

<u>Season</u>	<u>League</u>	<u>Trophy</u>	<u>Player</u>
1964-65	IHL	Governors' Trophy	Lionel Repka
1971-72	IHL	Governors' Trophy	Rick Pagnutti
1982-83	IHL	Governors' Trophy	Jim Burton
1985-86	IHL	Governors' Trophy	Jim Burton
1986-87	IHL	Governors' Trophy	Jim Burton
1990-91	IHL	Governors' Trophy	Brian McKee
1991-92	IHL	Governors' Trophy	Jean-Marc Richard
2002-03	UHL	Best Defenseman of the Year Award	Kelly Perrault
2003-04	UHL	Best Defenseman of the Year Award	Kelly Perrault
2004-05	UHL	Best Defenseman of the Year Award	Troy Neumeier
2006-07	UHL	Best Defenseman of the Year Award	Guy Dupuis
2007-08	IHL	Pepsi Defenseman of the Year Award	Guy Dupuis
2008-09	IHL	Pepsi Defenseman of the Year Award	Guy Dupuis

HONORS

INDIVIDUAL HONORS (continued)

Best Defensive Forward

<u>Season</u>	<u>League</u>	<u>Trophy</u>	<u>Player</u>
2002-03	UHL	Best Defensive Forward Award	Colin Chaulk
2003-04	UHL	Best Defensive Forward Award	Colin Chaulk
2004-05	UHL	Best Defensive Forward Award	Sean Venedam
2005-06	UHL	Best Defensive Forward Award	Colin Chaulk
2006-07	UHL	Best Defensive Forward Award	David Hukalo
2007-08	IHL	Outstanding Defensive Forward	David Hukalo
2009-10	IHL	Outstanding Defensive Forward	Colin Chaulk

Outstanding Goaltender(s)

<u>Season</u>	<u>League</u>	<u>Trophy</u>	<u>Player</u>
1959-60	IHL	James Norris Memorial Trophy	Reno Zanier
1964-65	IHL	James Norris Memorial Trophy	Chuck Adamson
1972-73	IHL	James Norris Memorial Trophy	Robbie Irons, Don Atchison
1985-86	IHL	James Norris Memorial Trophy	Rick St. Croix, Pokey Reddick
1986-87	IHL	James Norris Memorial Trophy	Alain Raymond, Michel Dufour
1988-89	IHL	James Norris Memorial Trophy	Rick Knickle
2002-03	UHL	Southern Sports Supply Best Goaltender	Tom Lawson
2003-04	UHL	Southern Sports Supply Best Goaltender	Kevin St. Pierre
2006-07	UHL	Southern Sports Supply Best Goaltender	Kevin St. Pierre
2007-08	IHL	Southern Sports Supply Best Goaltender	Kevin Reiter
2008-09	IHL	Southern Sports Supply Best Goaltender	Nick Boucher
2009-10	IHL	Southern Sports Supply Best Goaltender	Tim Haun

Rookie of the Year

<u>Season</u>	<u>League</u>	<u>Trophy</u>	<u>Player</u>
1961-62	IHL	Leading Rookie Award	Dave Richardson
1975-76	IHL	Garry F. Longman Memorial Trophy	Sid Veysey
1976-77	IHL	Garry F. Longman Memorial Trophy	Ron Zanussi
1977-78	IHL	Garry F. Longman Memorial Trophy	Dan Bonar
1983-84	IHL	Garry F. Longman Memorial Trophy	Darren Jensen
1995-96	IHL	Garry F. Longman Memorial Trophy	Konstantin Shafranov
1999-00	UHL	Easton Rookie of the Year	Jason Goulet
2007-08	UHL	Aquafina Rookie of the Year	Luciano Aquino

Most Sportsmanlike Player

<u>Season</u>	<u>League</u>	<u>Trophy</u>	<u>Player</u>
1999-00	UHL	Most Sportsmanlike Player Award	Keli Corpse
2000-01	UHL	Most Sportsmanlike Player Award	Brent Gretzky
2007-08	IHL	Most Sportsmanlike Player Award	Guy Dupuis

Coach of the Year

<u>Season</u>	<u>League</u>	<u>Trophy</u>	<u>Coach</u>
1985-86	IHL	Commissioner's Trophy	Robbie Laird
1992-93	IHL	Commissioner's Trophy	Al Sims
1993-94	IHL	Commissioner's Trophy	Bruce Boudreau
1997-98	IHL	Commissioner's Trophy	John Torchetti
2002-03	UHL	Coach of the Year Award	Greg Puhalski
2007-08	IHL	Coach of the Year Award	Al Sims

HONORS

INDIVIDUAL HONORS (continued)

General Manager of the Year

<u>Season</u>	<u>League</u>	<u>Trophy</u>	<u>General Manager</u>
1997-98	IHL	GM of the Year Award	David Franke
2002-03	UHL	General Manager of the Year Award	David Franke
2009-10	IHL	General Manager of the Year Award	David Franke

Executive of the Year

<u>Season</u>	<u>League</u>	<u>Trophy</u>	<u>Executive</u>
1978-79	IHL	Andy Mulligan Trophy	Ken Ullyot
1982-83	IHL	Andy Mulligan Trophy	Colin Lister
1985-86	IHL	Andy Mulligan Trophy	Bob Britt
1990-91	IHL	Andy Mulligan Trophy	David Franke
2007-08	IHL	Executive of the Year Award	Michael Franke
2008-09	IHL	Executive of the Year Award	Michael Franke

Governor of the Year

<u>Season</u>	<u>League</u>	<u>Trophy</u>	<u>Governor</u>
2001-02	UHL	Governor of the Year Award	Michael Franke
2002-03	UHL	Governor of the Year Award	Michael Franke

Public Relations Director of the Year

<u>Season</u>	<u>League</u>	<u>Trophy</u>	<u>PR Director</u>
1999-00	UHL	PR Director of the Year Award	Chuck Bailey
2003-04	UHL	PR Director of the Year Award	Chuck Bailey
2014-15	UHL	Director of Communications of the Year	Chuck Bailey

Marketing Director of the Year

<u>Season</u>	<u>League</u>	<u>Trophy</u>	<u>Marketing Director</u>
2001-02	UHL	Marketing Director of the Year Award	Scott Sproat
2004-05	UHL	Marketing Director of the Year Award	Scott Sproat
2006-07	UHL	Marketing Director of the Year Award	Scott Sproat

PLAYERS NAMES ON THE CUPS

FORT WAYNE KOMETS CHAMPIONSHIP WINNERS

1962-63 Turner Cup Champion Komets: Chuck Adamson, Nelson Bullock, John Goodwin, Edie Long, Roger Maisonneuve, Ivan Prediger, Reg Primeau, Lionel Repka, Bobby Rivard, Gary Sharp, Len Thornson, Norm Waslawski, Gary Young, Ken Ullyot (GM and Coach).

1964-65 IHL Turner Cup Champion Komets: Chuck Adamson, Chick Balon, Merv Dubchak, Johnny Goodwin, Eddie Long, Bill Orban, Terry Pembroke, Reg Primeau, Cal Purinton, Lionel Repka, Bobby Rivard, Len Thornson, Norm Waslawski, Cy Whiteside, Teddy Wright, Ken Ullyot (GM and Coach).

1972-73 IHL Turner Cup Champion Komets: Jeff Ablett, Don Atchison, Chick Balon, Ray Brownlee, Wayne Ego, Bob Fitchner, Jim Hryciuk, Robbie Irons, D'Arcy Keating, Bob Kirk, Bob Miller, Jim Pearson, Terry Pembroke, Cal Purinton, Dean Sherematta, Terry Thomso, Ron Ullyot, Brian Walker, Ken Ullyot (GM), Marc Boileau (Coach).

1992-93 IHL Turner Cup Champion Komets: Ian Boyce, Igor Chiberev, Colin Chin, Sylvain Couturier, Lee Davidson, Guy Dupuis, Steve Fletcher, Dave Gagnon, Scott Gruhl, Peter Hankinson, Kelly Hurd, Bobby Jay, Kory Kocur, Bob Lakso, Carey Lucyk, Kevin MacDonald, Pokey Reddick, Jean-Marc Richard, Grant Richison, Joel Savage, Dave Smith, Bob Wilkie, Paul Willett, Steve Wilson, Al Sims (Coach), David Franke (GM).

2002-03 UHL Colonial Cup Champion Komets: Colin Chaulk, Kevin Kotyluk, Kevin Schmidt, Ron Baker, Tom Lawson, Ryan Severson, Marc Barlow, Adam Lewis, Bart Stevens, David Beaugard, Michel Massie, Bobby Stewart, Kevin Bertram, Troy Neumeir (Asst. Coach), Josh Tataryn, Chad Cabana, Jake Ortmeier, Sean Venedam, Cory Campbell, Kelly Perrault, Dustin Virag, Chris Eade, Greg Puhalski (Coach), David Franke (GM).

2007-08 IHL Turner Cup Champion Komets: Matt Reynolds, Mitch Woods, David Hukalo, Konstantin Shafranov, Terry Marchant, Luciano Aquino, P.C. Drouin, Evgeny Saidachev, Colin Chaulk (Asst. Player Coach), Mathieu Curadeau, Guy Dupuis, Sergei Durdin, Brandon Warner, Jake Pence, Kevin Hansen, Kevin Bertram, Brent Henley, Nick Boucher, Kevin Reiter, Ken Dufresne, Justin Hodgman, Olivier Legault, Al Sims (Coach), David Franke (GM).

2008-09 IHL Turner Cup Champion Komets: Sebastien Laplante, Kevin Bertram, P.C. Drouin, Guy Dupuis, Colin Chaulk, David Hukalo, Konstantin Shafranov, Nick Boucher, Mark Versteeg-Lytwyn, Jake Pence, Mathieu Curadau, Oliver Legault, Danko Mironovic, Justin Hodgman, Rick Varone, Leo Thomas, Keith Rodger, Brad MacMillan, Rod Aldoff, Brandon Warner, Sean O'Connor, Al Sims (Coach), David Franke (GM).

2009-10 IHL Turner Cup Champion Komets: Colin Chaulk, P.C. Drouin, Leo Thomas, Konstantin Shafranov, Matt Syroczyński, Sean O'Connor, Guy Dupuis, Frankie DeAngelis, Justin Chwedoruk, Kaleigh Schrock, David Hukalo, Brandon Warner, Bobby Phillips, Kevin Bertram, Keith Rodger, Brad MacMillan, Danko Mironovic, Mitch Woods, Justin Hodgman, Tim Haun, Nick Boucher, Al Sims (Coach), David Franke (GM).

2011-12 CHL Presidents' Cup Champion Komets: Colin Chaulk, Bobby Chaumont, Brett Smith, Chris Auger, Frankie DeAngelis, Mike Vaskivuo, Jamie Milam, Kaleigh Schrock, Stephen Thorne, J.M. Rizk, Leo Thomas, Jamie Lovell, Tom Mele, Brent Henley, David Starenky, Tyler Miller, Bryant Molle, Dustin Molle, Nick Boucher, Gerry Festa, Derek Roehl, Daniel Maggio, Al Sims (Coach), David Franke (GM).

KOMET HALL OF FAME



The Komet Hall of Fame was first introduced in 1988. Komet general manager Bob Chase decided it was time to get a Hall of Fame established for the all-time Fort Wayne Komet hockey greats in honor of their dedication and contributions to Komet hockey in Fort Wayne.

The Hall of Fame is divided into three sections. The Executive Builders section (10), the Team Personnel section (22) and the Media section (6) combine for a total of 38 members.

The most recent inductees are Colin Chin, Steve Fletcher, Terry McDougall and Win Rood, inducted into the Class of 2007 in a ceremony at the Komets' home game Nov. 17, 2007. The most recent number retirements are Chuck Adamson (1) and Nick Boucher (33) whose numbers were retired in a ceremony Oct. 26, 2013. Boucher automatically entered the Komet Hall of Fame with his number retirement.

Komet Hockey Hall of Fame members are:

Executive Builders

- Ken Ullyot, GM/Coach, Owner 1958-1982
- Colin Lister, Business Manager, Owner 1959-1985
- Don Myers, General Manager Memorial Coliseum
- Ramon Perry, Owner 1952
- Ernie Berg, Owner 1952
- Harold Van Orman, Owner 1952
- Earl Stritmatter, Off-Ice Official 1952-2003
- Dick Zimmerman, Off-Ice Official/Statistician 1958-1990
- Flossie Zimmerman, Komet office assitant 1966-1990
- Win Rood, Supervisor of Minor Officials 1969-present

Retired numbers

- 58
- 59

Team Personnel

- Eddie Long, 1952-1966
- Len Thornson, 1957-1970
- Terry Pembroke, 1964-1978
- Robbie Irons, 1967-1981
- Chuck Adamson, 1962-1967
- Merv Dubchak, 1963-1970
- Reggie Primeau, 1960-1969
- Lionel Repka, 1958-1969
- George Drysdale, 1952-1955 • inducted March 6, 2002
- Roger Maisonneuve, 1957-1966 • inducted March 6, 2002
- George Polinuk, 1955-1961 • inducted March 6, 2002
- Cal Purinton, 1963-1973 • inducted March 6, 2002
- Norm Waslawski, 1958-1969 • inducted March 6, 2002
- John Goodwin, 1961-1969 • inducted March 6, 2002
- Ted Wright, 1962-1970 • inducted March 6, 2002
- Rob Laird, 1974-1989 • inducted March 6, 2002
- Marc Boileau, Player/Coach, 1970-1974 • inducted March 28, 2004
- Bobby Rivard, 1962-1966, 1974-75 • inducted March 28, 2004
- Colin Chin, 1986-1996 • inducted November 17, 2007
- Steve Fletcher, 1982-83, 1990-2002 • inducted November 17, 2007
- Terry McDougall, 1975-1982 • inducted November 17, 2007
- Guy Dupuis, 1991-2011 • inducted October 29, 2011
- Nick Boucher, 2007-2012 • inducted/number retirement Oct. 26, 2013

Retired numbers

- 16
- 11
- 5
- 30
- 1
- 12
- 6
- 18
- 26
- 77
- 2
- 33

MEDIA

- Bob Reed, Journal Gazette
- Carl Wiegman, Journal Gazette
- Bud Gallmeier, News Sentinel
- Hilliard Gates, WKJG TV 33 • inducted March 6, 2002
- Bob Chase, WOWO Radio 1190 • inducted March 8, 2003
- Dick DeFay, WKJG TV 33/Radio • inducted March 28, 2004

Retired numbers

- 40

RETIRED NUMBERS

1 CHUCK ADAMSON

Chuck Adamson, already a member of the Komet Hall of Fame, had his famous Komet number 1 retired to the rafters of the Memorial Coliseum Oct. 26, 2013, along with goaltender Nick Boucher's number 33 in a ceremony prior to the Komets' second home game of the 2013-14 season.

Chuck was celebrated for his many achievements as Komet goaltender including Fort Wayne's first two IHL Turner Cup Championships in 1963 and 1965.

The Sudbury, Ontario native was awarded the 1964-65 IHL James Norris Memorial Trophy as Outstanding Goaltender of the Year. Chuck also holds the Komet record of 176 consecutive games played as a goaltender when he didn't miss a game over a stretch of three seasons from 1962 to 1965, a record surely never to be broken.

2 GUY DUPUIS

In a memorable ceremony Saturday, Oct. 29, 2011, the Komets' second home game of the new 2011-12 season, the Komets retired Guy Dupuis' number 2 to the rafters of the Memorial Coliseum and placed Guy into the Komet Hall of Fame. Guy completed his pro hockey career at the conclusion of 2010-11 with a record that may never be broken by another Komet. Guy retired as the player with the most games played, ever, in a Komet uniform. Most regular season games played as a Komet with 945, and most overall including playoffs with 1,040.

Guy also holds the distinction of owner of almost every Komet defenseman record. During his time with the Komets Guy netted 126 goals, 417 assists for 543 points (regular season). When you add his playoff totals, Guy holds the Komets defenseman records for most overall goals (140), most overall assists (454) and most overall points by a defenseman at 594.

Guy takes with him four league championships as a Komet, he is an eight-time recipient of the Komets' Defenseman of the Year Award and three-time league Defenseman of the Year. He earned the plus-minus Komet Award on seven occasions and was two-time winner of the Komets' yearly Community Service Award. Many times an All-Star, Guy will always be a bright star in the history of the Fort Wayne Komets.

5 TERRY PEMBROKE

Terry Pembroke scored one of the most memorable goals in Komet history and ranks third in most Komet career games with 784 after skating 12 years in a Komet uniform.

Terry accumulated 273 assists and 339 points during his career as a Komet. The defenseman also ranks sixth all-time with 1,143 penalty minutes. Terry holds the club record with eight IHL All-Star Game appearances. He was a member of the 1965 and 1973 Turner Cup Champion Komet teams.

On February 20, 1965, with about 25 seconds remaining in the first period, Terry took the puck off the face-off deep in the Komet end and quickly turned and fired a wrist shot from the bottom of the face off circle. The puck traveled approximately 176 feet through the air and beside the Memorial Coliseum scoreboard before it hit Toledo goaltender Glenn Ramsay in the leg and glanced into the goal. Terry was inducted into the Komet Hall of Fame in 1987.

On March 6, 2015, Terry lost his battle with cancer and passed away at his home in Sequin, Texas, at the age of 70.

RETIRED NUMBERS

6 LIONEL **REPKA**

Lionel Repka played 11 seasons as a Fort Wayne Komet. Lionel ranks 11th on the Komets' all-time top 10 point leaders list with 492 points in 666 games.

"Choo Choo", as he was nicknamed, was an IHL Turner Cup Champion with the Komets twice, in 1963 and again in 1965. He was named best defenseman in the league during the 1964-65 season. During the 65-66 campaign, Lionel tallied a total of 80 points while playing defense.

Lionel still resides in Fort Wayne and is a frequent visitor to Komet home games, Legend ceremonies and other various off-ice events. Lionel was inducted into the Komet Hall of Fame in 1987.

On April 28, 2015, Lionel passed away in Fort Wayne from liver cancer at the age of 80.

11 LEN **THORNSON**

Len Thornson was one of the greatest puckhandlers and scorers ever in the International Hockey League. Lenny played 12 seasons from 1957-58 to 1968-69 with the Komets and appeared in 763 regular season games. The center holds the Komets' all-time point record with 1,219 career points and the Komets record for assists with 807. He also shares the record of most points in a season of 139 with Terry McDougall. During the 1960-61 season, Lenny set the Komets record of the longest 2-point scoring streak of 14 games.

Thornson won seven IHL MVP awards, three IHL scoring titles and was selected to the All-IHL Team eight times. Lenny is regarded in many circles as one of the greatest all-around minor league hockey players of all time. In 1997, The Hockey News named Len Thornson the IHL's Greatest Player of All Time. Len Thornson was inducted into the Komets Hall of Fame in 1987.

12 REGGIE **PRIMEAU**

Reggie Primeau played eight seasons with the Komets. The center's numbers include 342 assists in 452 regular season games and he ranks seventh on the Komets' all-time top 10 point leaders list with 542. During the 1961-62 season Reggie eclipsed the 100-point mark for the year with 105 points.

Reggie was an IHL Turner Cup champion with the Komets twice in his career in 1963 and 1965.

Reggie became a permanent resident of Fort Wayne after his retirement from hockey. He was a frequent visitor to Komets home games, Legend ceremonies and various off-ice events until he passed away May 28, 2014.

Reggie Primeau was inducted into the Komets Hall of Fame in 1987.

RETIRED NUMBERS

16 EDDIE LONG

Eddie Long was nicknamed Mr. Komet and appropriately so. The rugged right winger spent 14 years playing in a Komet's uniform and was an original member of the Komets' 1952 team.

Eddie skated the most games all-time of any Komet, prior to 2008-09, appearing in 866 from 1952-53 thru 1965-66 including playoffs. Eddie's record of most games as a Komets was eclipsed April 8, 2009, when Guy Dupuis appeared in his 867th game for a new Komet all-time most games record. Eddie continues to hold the record of most career goals scored in a Fort Wayne uniform with 425. Eddie, along with three other players, holds the Komet record for most goals in a game with five. He also scored a record four hat tricks during the 1956-57 season, also a record shared with three other players.

Eddie won the IHL Turner Cup Championship as a player in 1963 and as the Komet's head coach in 1965. He was the first Komet to have his jersey number (16) retired in 1965-66. Eddie was inducted into the Komet Hall of Fame in 1987.

18 ROBBIE LAIRD

Robbie Laird hustled on the ice for the Komets nine seasons and coached the Fort Wayne club another four seasons. It was Laird's hard-nosed style of play that earned him his fame.

No one could ever accuse Rob Laird of taking a shift off. It was his blue collar work ethic on the ice that made him a Komet legend and earned him a spot in the hall of fame.

Robbie broke the 100-point plateau during the 1978-79 season tallying 107. Robo, as he was nicknamed, ranks fourth on the Komet's all-time penalty minute list with 1,298 minutes in the sin bin and ranks ninth on the Komet's all-time top 10 point leaders list with a career total of 499 points in 520 games played.

Robbie's on-ice work ethic carried over to his coaching style and he ranks fourth on the Komet's career coaching wins list with 194. Robbie Laird was inducted into the Komet Hall of fame in 2002.

26 COLIN CHIN

Colin Chin was born in Fort Wayne, Indiana and raised on Komet Hockey. After completing three seasons of play in the NCAA at the University of Illinois-Chicago, the center skated with Baltimore of the American Hockey League in 1985-86 before returning to his roots in Fort Wayne.

Colin appeared in 10 consecutive seasons with the Komets from 1986-87 to 1995-96 and grabbed the IHL Turner Cup Championship in 1993. In 1993-94 "Chinner" became a member of the Komets' elite 100-point Club posting exactly 100 points scoring 36 goals and adding 64 assists in 81 games. He ranks fifth on the Komet's all-time top 10 point leaders list with 636 points during his 660-game career with the Komets. Colin remains known as one of the most popular and prominent captains in the history of the Komet hockey club.

Colin resides in Fort Wayne and is employed by Lincoln Financial. Colin was inducted into the Komet Hall of Fame in 2007.

RETIRED NUMBERS

30 **ROBBIE IRONS**

Robbie Irons played between the Komet pipes for 12 seasons encompassing parts of three decades. Robbie collected an IHL Turner Cup Championship with the Komets in 1973.

He was originally the property of the New York Rangers. In the 1968-69 season Robbie was an emergency back-up on the bench for the St. Louis Blues when he replaced Glenn Hall for three minutes without allowing a goal. His three-minute appearance set an NHL record for the fewest career minutes played by an NHL goalie.

Robbie continues to reside in Fort Wayne after retiring in 1981 and works alongside Komet announcer Bob Chase offering color commentary on Komet home radio broadcasts.

Robbie Irons was inducted into the Komet Hall of Fame in 1987.

33 **NICK BOUCHER**

Nick Boucher guarded the Komet net for five consecutive seasons from 2007 to 2012 and in that span of five years the goaltender collected four Komet league championships (2008, 2009, 2010, 2012).

Nick led IHL goaltenders in goals-against average for three straight seasons and was awarded IHL Goaltender of the Year for 2008-09. En route to the 2012 CHL Presidents' Cup the Leduc, Alberta native tied Pokey Reddick's Komet record of 12 playoff wins by a goaltender.

Nick's number 33 was retired to the rafters of the Memorial Coliseum along with Komet Legend Chuck Adamson's number 1 Oct. 26, 2013 prior to the Komets' secone home game of the 2013-14 season.

His number retirement automatically places Nick into the Komet Hall of Fame.

40 **BOB CHASE**

Bob Chase hails from Negaunee, Michigan, where he was born January 22, 1926. He grew up in Marquette, Michigan and after high school joined the U.S. Navy where he served from 1943-1947. Upon his discharge from the Navy, Bob entered Northern Michigan University at Marquette and graduated in 1952. While in college, Bob started his radio career in Marquette in 1949.

Bob moved to Fort Wayne to begin his radio career with WOWO AM 1190 in 1953 which included broadcasting Komet hockey games starting with the 1953-54 season. Bob never looked back and is enjoying his 63rd consecutive season calling Komet hockey radio-rinkside. In 1988, as general manager of the Komets, Bob introduced the Komet Hall of Fame. He was inducted into the Hall himself as the only member of the Class of 2003.

Bob was honored for his 40th season in 1993 as part of a ceremony retiring the number 40 in his honor. Bob and Muriel have four children; Michael, Kurt, Karin and David.

RETIRED NUMBERS

58 KEN **ULLYOT**

Ken Ulyot came to Fort Wayne to coach the Komets in 1958. He also served the team as general manager and owner at different times until he retired in 1986. Ken led the Komets to the 1963 Turner Cup as a coach, the 1965 championship as general manager and the 1973 title as an owner.

From 1958 to 1973 the Komets won three Turner Cups and made seven trips to the finals under his direction. In 1997 The Hockey News named Ken Ulyot the IHL's All-Time Greatest General Manager and the IHL honored it's Western Conference champion by presenting them with the Ken Ulyot trophy.

During his tenure as an IHL governor, Ulyot and Komet business manager Colin Lister were credited with keeping the league alive through some very lean years. The Komets retired jersey number 58 in honor of the year of Ken's first season with the Komets. Ken remained a resident of Fort Wayne after retirement. He passed away Dec. 12, 2013.

Ken Ulyot was inducted into the Komet Hall of Fame in 1987.

59 COLIN **LISTER**

Colin Lister arrived in Fort Wayne prior to the 1958-59 season after accepting the position of Secretary-Treasurer and Business Manager of the Komets. Newly hired general manager Ken Ulyot decided Colin was the perfect man for the job after Colin had previously served as Ken's business manager in Prince Albert, Saskatchewan.

Colin mastered the art of managing the Komets' business affairs and became a very familiar face to Komet fans in the Coliseum ticket office where he was also the box office manager. Colin later became a stockholder in the Komet hockey club and in the early 80's, after capturing three IHL Turner Cup Championships, Colin became majority owner. Colin sold the team in the summer of 1985.

Through his 26-year Komet career, Colin was directly involved in every aspect of Komet hockey management and it's representation in the community. The Komets retired the jersey number 59 in honor of Colin's inaugural season in Fort Wayne. Colin Lister was inducted into the Komet Hall of Fame in 1987. The Fort Wayne hockey community mourned the loss of Mr. Lister when he passed Dec. 31, 2010.

77 STEVE **FLETCHER**

Steve Fletcher started his career with the Komets in 1982 after completing three years of juniors at Hull. Selected by Calgary in the 1980 NHL Entry Draft, Steve skated nine seasons in the American Hockey League after his initial start with the Komets during 1982-83. His career in the NHL included stints with Montreal and Winnipeg before returning to Fort Wayne in 1990 for six additional seasons. Steve officially ended his playing career appearing in one game with the Komets during the 2002-03 season.

Steve is a recipient of the Komet's Most Popular Player Award and is the Komets' all-time king enforcer with a total 1,752 penalty minutes. Steve continues to reside in Fort Wayne and is employed by Aunt Millie's Bakery. Steve Fletcher was inducted into the Komet Hall of Fame in 2007.

KOMETES JERSEY AUCTIONS

The Komets have held End-of-Season Jersey Auctions each year since the beginning of the Franke Family ownership in 1990. Here are the grand totals of previous Komet End-Of-Season jersey auctions with a portion of the proceeds going to various charities.

*Specialty jerseys:


The Komets wore Y2K jerseys in two home games Dec. 31, 1999 and Jan. 2, 2000, sold in silent auction for the Make-A-Wish Foundation of Indiana.

The Komets wore patriotic jerseys for Indiana National Guard Night, Feb. 26, 2011, sold in silent auction.

The Komets have donned special pink jerseys each of the past four seasons for special "Pink the Rink" nights. The jerseys were sold in silent auctions during the games with proceeds donated to the Vera Bradley Foundation in support of breast cancer awareness.

<u>Season</u>	<u>Total</u>	<u>High Bid</u>	<u>No.</u>	<u>Player</u>
1990-91	\$ 10,335	\$1,200	44	Kevin Kaminski
1991-92	\$ 12,905	\$3,200	17	Jean-Marc Richard
1992-93	\$ 33,010	\$3,450	4	Grant Richison
1993-94	\$ 12,330	\$ 900	15	Dan Lambert
1994-95	\$ 16,200	NA	NA	NA
1995-96	\$ 10,675	\$1,000	44	Shawn Cronin
1996-97	\$ 11,225	\$ 825	2	Guy Dupuis
1997-98	\$ 10,550	\$ 950	33	Steffon Walby
1998-99	\$ 12,225	\$ 950	20	Pokey Reddick
1999-00	\$ 10,000	\$1,200	35	Doug Teskey
1999-00*	\$ 11,012	\$1,050	27	Kelly Hurd (Y2K jersey, worn two games 12/31/99 and 1/2/00)
2000-01	\$ 13,435	\$3,150	35	Doug Teskey
2001-02	\$ 12,215	\$1,005	49	Brent Gretzky
2002-03	\$ 26,700	\$2,000	13	Sean Venedam
2003-04	\$ 15,265	\$1,400	31	Kevin St. Pierre
2004-05	\$ 24,825	\$2,600	82	Tom Nemeth
2005-06	\$ 15,425	\$2,700	25	Andrew Luciuk
2006-07	\$ 21,800	\$2,650	55	Pascal Morency
2007-08	\$ 32,250	\$5,500	88	Justin Hodgman
2008-09	\$ 32,200	\$2,100	71	P.C. Drouin
2009-10	\$ 25,675	\$1,500	2	Guy Dupuis
2010-11*	\$ 12,149	\$ 850	94	Mathieu Curadeau (patriotic jersey, Indiana National Guard Night 2/26/11)
2010-11	\$ 18,325	\$2,750	2	Guy Dupuis
2011-12*	\$ 16,123	\$1,800	79	Kaleigh Schrock
2011-12	\$ 24,100	\$2,300	22	Mike Vaskivuo
2012-13	\$ 15,582	\$1,200	79	Kaleigh Schrock
2012-13	\$ 16,125	\$1,500	13 and 64	Brandon Marino and J.M. Rizk
2013-14	\$ 17,925	\$2,500	79	Kaleigh Schrock
2014-15	\$ 18,275	\$2,000	34	Roman Will
	\$508,861			

- Most money raised at a Komet jersey auction: \$33,010, 1992-93
- Highest bid on a Komet jersey: \$5,500, #88, Justin Hodgman, 2007-08



Justin Hodgman

FORT WAYNE KOMETS 2015-16 SCHEDULE

HOME

OCTOBER			
9	FRIDAY	VS EVANSVILLE (Exhibition)	8:00PM ET
10	SATURDAY	VS EVANSVILLE (Exhibition)	7:30PM ET
17	SATURDAY	VS KALAMAZOO	7:30PM ET
23	FRIDAY	VS INDY	8:00PM ET
24	SATURDAY	VS INDY	7:30PM ET
31	SATURDAY	VS CINCINNATI	7:30PM ET
NOVEMBER			
6	FRIDAY	VS TOLEDO	8:00PM ET
7	SATURDAY	VS KALAMAZOO	7:30PM ET
20	FRIDAY	VS KALAMAZOO	8:00PM ET
26	THURSDAY	VS CINCINNATI	7:30PM ET
28	SATURDAY	VS TOLEDO	7:30PM ET
DECEMBER			
11	FRIDAY	VS INDY	8:00PM ET
13	SUNDAY	VS EVANSVILLE	5:00PM ET
18	FRIDAY	VS MANCHESTER	8:00PM ET
19	SATURDAY	VS BRAMPTON	7:30PM ET
21	MONDAY	VS ATLANTA	7:30PM ET
26	SATURDAY	VS KALAMAZOO	7:30PM ET
29	TUESDAY	VS BRAMPTON	7:30PM ET
31	THURSDAY	VS INDY	7:30PM ET
JANUARY			
15	FRIDAY	VS ORLANDO	8:00PM ET
16	SATURDAY	VS RAPID CITY	7:30PM ET
17	SUNDAY	VS RAPID CITY	5:00PM ET
29	FRIDAY	VS CINCINNATI	8:00PM ET
FEBRUARY			
6	SATURDAY	VS QUAD CITY	7:30PM ET
19	FRIDAY	VS TOLEDO	8:00PM ET
21	SUNDAY	VS COLORADO	5:00PM ET
24	WEDNESDAY	VS MISSOURI	7:30PM ET
26	FRIDAY	VS MISSOURI	8:00PM ET
27	SATURDAY	VS TULSA	7:30PM ET
MARCH			
18	FRIDAY	VS QUAD CITY	8:00PM ET
19	SATURDAY	VS QUAD CITY	7:30PM ET
23	WEDNESDAY	VS WHEELING	7:30PM ET
25	FRIDAY	VS TOLEDO	8:00PM ET
26	SATURDAY	VS EVANSVILLE	7:30PM ET
APRIL			
2	SATURDAY	VS INDY	7:30PM ET
3	SUNDAY	VS EVANSVILLE	5:00PM ET
6	WEDNESDAY	VS QUAD CITY	7:30PM ET
9	SATURDAY	VS INDY	7:30PM ET

Away

October			
7	Wednesday	@ Indy (Exhibition)	6:00pm ET (Closed to Public)
16	Friday	@ Kalamazoo	7:30pm ET
30	Friday	@ Indy	7:35pm ET
November			
8	Sunday	@ Kalamazoo	4:00pm ET
11	Wednesday	@ Cincinnati	7:35pm ET
15	Sunday	@ Quad City	4:05pm CT (5:05 FW)
21	Saturday	@ Toledo	7:15pm ET
22	Sunday	@ Brampton	2:00pm ET
25	Wednesday	@ Cincinnati	7:35pm ET
December			
4	Friday	@ Evansville	7:15pm CT (8:15 FW)
12	Saturday	@ Indy	7:35pm ET
January			
1	Friday	@ Indy	7:35pm ET
2	Saturday	@ Toledo	7:15pm ET
8	Friday	@ Quad City	7:05pm CT (8:05 FW)
10	Sunday	@ Quad City	4:05pm CT (5:05 FW)
13	Wednesday	@ Cincinnati	7:35pm ET
22	Friday	@ Cincinnati	7:35pm ET
23	Saturday	@ Cincinnati	7:35pm ET
24	Sunday	@ Indy	3:05pm ET
30	Saturday	@ Toledo	7:15pm ET
31	Sunday	@ Kalamazoo	4:00pm ET
February			
2	Tuesday	@ Brampton	11:00am ET
9	Tuesday	@ Evansville	6:15pm CT (7:15 FW)
12	Friday	@ Cincinnati	7:35pm ET
13	Saturday	@ Kalamazoo	7:00pm ET
14	Sunday	@ Toledo	5:15pm ET
20	Saturday	@ Toledo	7:15pm ET
March			
2	Wednesday	@ Colorado	7:05pm MT (9:05 FW)
4	Friday	@ Rapid City	7:05pm MT (9:05 FW)
5	Saturday	@ Rapid City	7:05pm MT (9:05 FW)
6	Sunday	@ Colorado	3:05pm MT (5:05 FW)
9	Wednesday	@ Alaska	7:15pm AKT (11:15 FW)
11	Friday	@ Alaska	7:15pm AKT (11:15 FW)
12	Saturday	@ Alaska	7:15pm AKT (11:15 FW)
17	Thursday	@ Evansville	6:15pm CT (7:15 FW)
29	Tuesday	@ Cincinnati	7:35pm ET
April			
8	Friday	@ Indy	7:35pm ET

2015-16 FORT WAYNE KOMETS vs



WESTERN CONFERENCE

Midwest Division

	@ Ft Wayne	Away	Total
Fort Wayne Komets	-	-	-
Cincinnati Cyclones	3	7	10
Evansville IceMen	3	3	6
Indy Fuel	6	5	11
Quad City Mallards	4	3	7

Central Division

Allen Americans	0	0	0
Missouri Mavericks	2	0	2
Tulsa Oilers	1	0	1
Wichita Thunder	0	0	0

West Division

Alaska Aces	0	3	3
Colorado Eagles	1	2	3
Idaho Steelheads	0	0	0
Rapid City Rush	2	2	4
Utah Grizzlies	0	0	0
Totals	22	25	47

EASTERN CONFERENCE

North Division

	@ Ft Wayne	Away	Total
Brampton Beast	2	2	4
Kalamazoo Wings	4	4	8
Toledo Walleye	4	5	9
Wheeling Nailers	1	0	1

East Division

Adirondack Thunder	0	0	0
Elmira Jackals	0	0	0
Manchester Monarchs	1	0	1
Norfolk Admirals	0	0	0
Reading Royals	0	0	0

South Division

Atlanta Gladiators	1	0	1
Florida Everblades	0	0	0
Greenville Swamp Rabbits	0	0	0
Orlando Solar Bears	1	0	1
South Carolina Stingrays	0	0	0
Totals	14	11	25

	Home	Away	T
Fri	11	10	21
Sat	14	9	23
Sun	4	8	12
Mon	1	0	1
Tues	1	3	4
Wed	3	5	8
Thu	2	1	3
Totals	36	36	72

Oct	4	2	6
Nov	5	6	11
Dec	8	2	10
Jan	4	10	14
Feb	6	6	12
Mar	5	9	14
Apr	4	1	5
Totals	36	36	72

All times are subject to change. Daylight savings time ends first Sunday in November, and returns second Sunday in March.